



## RECORDS

### IN THIS SECTION...

- 100-101 .....Team Single-Season Records
- 102-103 .....Team Single-Game Records
- 104-105 .....Individual Career Records
- 106-107 .....Individual Single-Season Records
- 108-109 .....Individual Single-Game Records
- 110-111 .....2,000-1,000 Point Club
- 112 .....Single-Game Milestones
- 113-114 .....Individual Leaders by Class
- 115-116 .....Year-by-Year Statistical Leaders

Junior  
Kaili  
McLaren

# CONNECTICUT HUSKIES

>> 2008-09 Women's Basketball



# TEAM SINGLE SEASON RECORDS



PREVIEW  
COACHES  
THE HUSKIES  
REVIEW  
RECORDS  
HONORS  
HISTORY  
ALL-TIME RESULTS  
UCONN

## MOST WINS/SEASON

39	(39-0), 2001-02
37	(37-1), 2002-03
36	(36-2), 2007-08
36	(36-1), 1999-00
35	(35-0), 1994-95
34	(34-3), 1997-98
34	(34-4), 1995-96
33	(33-1), 1996-97
32	(32-4), 2006-07
32	(32-5), 2005-06
32	(32-3), 2000-01
31	(31-4) 2003-04
30	(30-3), 1993-94
29	(29-5), 1998-99
29	(29-5), 1990-91

## LONGEST WINNING STREAK (IN ONE SEASON)

39 games	2001-02
35 games	1994-95
33 games	1996-97
31 games	2002-03
21 games	2007-08
21 games	1993-94
20 games	1995-96
19 games	1999-00
17 games	1999-00
15 games	2007-08
15 games	2006-07
15 games	2000-01

## HIGHEST WINNING PERCENTAGE

1.000*#	(39-0), 2001-02
1.000*#	(35-0), 1994-95
.974*	(37-1), 2002-03
.973*	(36-1), 1999-00
.971	(33-1), 1996-97
.947*	(36-2) 2007-08
.919	(34-4), 1997-98
.914	(32-3), 2000-01
.909	(30-3), 1993-94
.895	(34-4), 1995-96
.888	(32-4), 2006-07
.886	(31-4) 2003-04
.865	(32-5), 2005-06
.853	(29-5), 1998-99
.853	(29-5), 1990-91

## MOST GAMES PLAYED

39 ~	(39-0) 2001-02
38	(36-2) 2007-08
38	(37-1) 2002-03
38	(34-4), 1995-96
37	(32-5), 2005-06
37	(36-1), 1999-00
37	(34-3), 1997-98
36	(32-4), 2006-07
35	(35-0), 1994-95
35	(32-3), 2000-01
35	(31-4) 2003-04
34	(29-5), 1998-99
34	(33-1), 1996-97
34	(23-11), 1991-92
34	(29-5), 1990-91

## MOST POINTS

3,394	39 games, 2001-02
3,184	37 games, 1999-00
3,132	35 games, 1994-95
3,100	34 games, 1998-99
3,086	38 games, 2007-08
3,084	38 games, 1995-96
3,070	37 games, 1997-98
3,035	35 games, 2000-01
2,850	34 games, 1996-97
2,841	38 games, 2002-03
2,781	36 games, 2006-07
2,692	37 games, 2005-06
2,642	35 games, 2003-04
2,641	33 games, 1993-94

## HIGHEST SCORING AVERAGE

91.2	34 games, 1998-99
89.5	35 games, 1994-95
87.0*	39 games, 2001-02
86.7	35 games, 2000-01
86.1	37 games, 1999-00
83.8	34 games, 1996-97
83.0	37 games, 1997-98
81.2	38 games, 2007-08
81.2	38 games, 1995-96
80.0	33 games, 1993-94
77.2	36 games, 2006-07

## SCORING MARGIN

+35.4*#	(87.0 to 51.6), 39 games, 2001-02
+33.2*	(89.5 to 56.3), 35 games, 1994-95
+31.8*	(86.7 to 54.9), 35 games, 2000-01
+30.6 *	(86.1 to 55.5), 37 games, 1999-00
+29.7	(91.2 to 61.5), 34 games, 1998-99
+28.9	(81.2-52.3), 38 games, 2007-08
+26.4	(83.8 to 57.4), 34 games, 1996-97
+23.6	(83.0 to 59.4), 37 games, 1997-98
+23.5	(81.2 to 51.7), 38 games, 1995-96
+22.1	(77.3 to 55.2), 36 games, 2006-07
+21.7	(75.5 to 53.8), 35 games, 2003-04
+21.3	(74.8 to 53.5), 38 games, 2002-03
+20.9	(80.0 to 59.1), 33 games, 1993-94
+19.2	(70.6 to 51.4), 33 games, 2004-05

## LOWEST OPPONENT SCORING AVERAGE/SEASON

51.4	1,696 points, 33 games, 2004-05
51.6	2,012 points, 39 games, 2001-02
52.3	1,988, 38 games, 2007-08
53.5	2,032 points, 38 games, 2002-03
53.8	1,884 points, 35 games, 2003-04
54.9	1,921 points, 35 games, 2000-01
55.2	1,987 points, 36 games, 2006-07
55.5	2,053 points, 37 games, 1999-00
55.6	2,058 points, 37 games, 2005-06
56.3	1,971 points, 35 games, 1994-95
57.4	1,951 points, 34 games, 1996-97
57.7	2,191 points, 38 games, 1995-96
59.1	1,949 points, 33 games, 1993-94
59.4	2,196 points, 37 games, 1997-98
59.6	1,728 points, 29 games, 1992-93
60.7	2,064 points, 34 games, 1991-92
60.7	1,821 points, 30 games, 1988-89

## LOWEST FIELD GOAL PCT. DEFENSE (OPP. FG %)

.315*#	(762-2,418), 35 games, 1994-95
.321*	(739-2303), 39 games, 2001-02
.326*	(1202-2435), 38 games, 2007-08
.330	(722-2191), 38 games, 2002-03
.335	(605-1805), 33 games, 2004-05
.337*	(731-2,169), 33 games, 1993-94
.339*	(738-2,176), 37 games, 1999-00
.343	(672-1,958), 35 games, 2000-01
.345	(750-2,173), 36 games, 2006-07
.346	(740-2,138), 34 games, 1996-97
.350	(749-2,143), 37 games, 2005-06
.353	(686-1,942), 35 games, 2003-04
.362	(843-2,327), 38 games, 1995-96
.367	(658-1,793), 29 games, 1992-93
.370	(802-2,170), 37 games, 1997-98
.374	(732-1,956), 34 games, 1998-99

## MOST FIELD GOALS MADE

1,278	39 games, 2001-02
1,202	38 games, 2007-08
1,198	37 games, 1999-00
1,188	38 games, 1995-96
1,184	35 games, 1994-95
1,141	35 games, 2000-01
1,139	34 games, 1998-99
1,104	37 games, 1997-98
1,092	36 games, 2006-07
1,086	34 games, 1996-97
1,025	38 games, 2002-03
1,013	37 games, 2005-06
999	33 games, 1993-94
983	34 games, 1990-91

## MOST FREE THROWS MADE

663	37 games, 1997-98
648	34 games, 1998-99
595	39 games, 2001-02
591	35 games, 1994-95
588	37 games, 1999-00
576	34 games, 1996-97
564	38 games, 1995-96
561	38 games, 2002-03
513	33 games, 1993-94
497	35 games, 2000-01
466	35 games, 2003-04

## HIGHEST FIELD GOAL PERCENTAGE

.539*	37 games (1,198-2,223), 1999-00
.520	39 games, (1278-2458), 2001-02
.514*	34 games (1,139-2,215), 1998-99
.509*	34 games (1,086-2,133), 1996-97
.507*	35 games (1,184-2,334), 1994-95
.505*	38 games (1,188-2,354), 1995-96
.505	33 games (999-1,977), 1993-94
.503	37 games (1,104-2,193), 1997-98
.499	35 games, (1,141-2,287), 2000-01
.494	38 games (1,202-2,435), 2007-08
.492	35 games, (965-1,961), 2003-04
.488	36 games, (1,092-2,239), 2006-07
.485	34 games (983-2,028), 1990-91
.484	28 games (760-1,570), 1987-88

This is UConn... The University of Connecticut women's basketball team has won the third-most NCAA Tournament games in Division I history, all since Geno Auriemma has become head coach.



**Ketia Swanier handed out 153 assists in 2007-08, which helped the Huskies post a team total of 759 - which ranked as the best nationally.**

**HIGHEST THREE-POINT FIELD GOAL PERCENTAGE**

.463.....	30 games (137-296), 1988-89
.425*.....	37 games (200-471), 1999-00
.416.....	34 games (167-401), 1991-92
.405.....	39 games (243-600), 2001-02
.387.....	35 games (173-447), 1994-95
.385.....	35 games, (256-665), 2000-01
.385.....	31 games (178-462), 1989-90
.380.....	34 games (167-440), 1990-91
.373.....	37 games (199-534), 1997-98

**HIGHEST FREE THROW PERCENTAGE**

.756^.....	30 games (425-562), 1980-81
.727.....	34 games (445-612), 1990-91
.724.....	27 games (386-533), 1986-87
.721.....	39 games (595-825), 2001-02
.720.....	38 games (561-779), 2002-03
.714.....	37 games (436-611), 2005-06
.713.....	30 games (372-522), 1988-89
.710.....	37 games (588-828), 1999-00
.698.....	33 games (513-735), 1993-94
.695.....	37 games (663-954), 1997-98
.687.....	35 games (497-723), 2000-01
.685.....	36 games (437-638), 2006-07
.685.....	35 games, (466-680), 2003-04
.684.....	34 games (648-948), 1998-99

**MOST REBOUNDS**

1,776 .....	35 games, 1994-95
1,773 .....	39 games, 2001-02
1,701 .....	38 games, 2007-08
1,661 .....	38 games, 1995-96
1,596 .....	38 games, 2002-03
1,557 .....	34 games, 1996-97
1,552 .....	36 games, 2006-07
1,535 .....	35 games, 2000-01
1,524 .....	34 games, 1998-99
1,515 .....	37 games, 1997-98
1,510 .....	37 games, 1999-00
1,499 .....	33 games, 1993-94
1,401 .....	37 games, 2005-06
1,376 .....	35 games, 2003-04

**HIGHEST REBOUND AVERAGE**

56.2.....	1,067 rebs., 19 games, 1975-76
50.7.....	1,776 rebs., 35 games, 1994-95
49.8.....	995 rebs., 20 games, 1977-78
45.8.....	1,557 rebs., 34 games, 1996-97
45.5.....	1,773 rebs, 39 games, 2001-02
44.8.....	1,701 rebs., 38 games, 2007-08
44.8.....	1,524 rebs., 34 games, 1998-99
43.9.....	1,535 rebs., 35 games, 2000-01
43.1.....	1,552 rebs., 36 games, 2006-07
42.0.....	1,596 rebs., 38 games, 2002-03
40.9.....	1,515 rebs., 37 games, 1997-98

**HIGHEST REBOUND MARGIN**

+ 15.5*.....	(45.5 to 30.0 rpg), 39 games, 2001-02
+ 13.8.....	(50.7 to 36.9 rpg), 35 games, 1994-95
+ 13.2.....	(44.8 to 31.6 rpg), 34 games, 1998-99
+ 12.0.....	(45.8 to 33.8 rpg), 34 games, 1996-97
+ 11.2.....	(44.8 to 33.5 rpg), 38 games, 2007-08
+ 11.1*.....	(43.9 to 32.7 rpg), 35 games, 2000-01
+ 10.4.....	(45.4 to 35.0 rpg), 33 games, 1993-94
+ 10.3.....	(43.7 to 33.4 rpg), 38 games, 1995-96
+ 10.2.....	(42.0 to 31.8 rpg), 38 games, 2002-03
+ 10.0.....	(43.1 to 33.1 rpg), 36 games, 2006-07
+ 8.9.....	(39.3 to 30.4 rpg), 35 games, 2003-04
+ 8.8.....	40.8 to 32.4 rpg), 37 games, 1999-00
+ 8.3.....	(39.5 to 31.2 rpg), 28 games, 1987-88
+ 8.0.....	(40.9 to 32.9 rpg), 34 games, 1997-98

**MOST TEAM BLOCKS**

250.....	35 games, 1994-95
241.....	39 games, 2001-02
232.....	33 games, 1993-94
219.....	38 games, 2007-08
201.....	36 games, 2006-07
193.....	33 games, 2004-05
174.....	38 games, 2002-03
173.....	35 games, 2000-01
165.....	37 games, 1999-00
164.....	34 games, 1996-97
163.....	37 games, 2005-06
155.....	38 games, 1995-96
147.....	35 games, 2003-04
138.....	37 games, 1997-98
130.....	34 games, 1998-99

**MOST TEAM STEALS**

477.....	37 games, 1997-98
464.....	37 games, 1999-00
437.....	34 games, 1998-99
434.....	35 games, 2000-01
414.....	34 games, 1996-97
400.....	38 games, 1995-96
395.....	39 games, 2001-02
392.....	35 games, 1994-95
363.....	37 games, 2005-06
348.....	38 games, 2007-08
339.....	36 games, 2006-07
324.....	30 games, 1988-89
308.....	33 games, 1993-94
302.....	33 games, 2004-05
296.....	35 games, 2003-04

**MOST TEAM ASSISTS**

846.....	39 games, 2001-02
786.....	35 games, 1994-95
764.....	37 games, 1999-00
759*.....	38 games, 2007-08
759.....	35 games, 2000-01
707.....	38 games, 1995-96
700.....	37 games, 1997-98
695.....	38 games, 2002-03
668.....	34 games, 1998-99
658.....	34 games, 1990-91
658.....	35 games, 2003-04
649.....	33 games, 1993-94

**TEAM SINGLE**

**SEASON SUPERLATIVES**

Points	3394.....	2001-02
PPG Average	91.2.....	1998-99
Opp. PPG Average	51.4.....	2004-05
FG Made	1278.....	2001-02
FG Attempted	2458.....	2001-02
FG Pct.	.539.....	1999-00
Opp. FG Pct.	.315.....	1994-95
Three-Pt Made	243.....	2001-02
Three-Pt Att.	637.....	2002-03
Three-Pt Pct.	.463.....	1988-89
FT Made	663.....	1997-98
FT Attempted	948.....	1998-99
FT Pct.	.756.....	1980-81
Rebounds	1776.....	1994-95
Rebounds/Avg.	56.2.....	1975-76
Assists	846.....	2001-02
Blocks	250.....	1994-95
Fouls	700.....	1998-99
Steals	477.....	1997-98
Victories	39.....	2001-02
BIG EAST Wins	18.....	1994-95
	18.....	1996-97
Losses	20.....	1983-84
Fewest Losses	0.....	1994-95
	0.....	2001-02
Most Games	39.....	2001-02
Winning Pct.	1.000.....	1994-95
	1.000.....	2001-02
Winning Streak	39.....	2001-02

\* - NCAA Division I National Leader

^ - AIAW Division I National Leader

# - Current NCAA Division I Record

~ - Ties Current NCAA Division I Record

**This is UConn.** The UConn women's basketball team has advanced to the regional round of the NCAA Tournament 16 times in its history, all since 1991.



PREVIEW

COACHES

THE HUSKIES

REVIEW

RECORDS

HONORS

HISTORY

ALL-TIME RESULTS

UConn

## MOST POINTS

126	.....vs. Providence, Jan. 6, 1998
118	.....vs. St. John's, Feb. 23, 2001
117	.....vs. Quinnipiac, Dec. 27, 1998
116	.....vs. Hampton, Mar. 17, 2000
116	.....vs. West Virginia, Jan. 2, 1999
113	.....vs. UCLA, Nov. 17, 1998
112	.....vs. Pittsburgh, Jan. 2, 2002
109	.....vs. Pepperdine, Dec. 20, 2002
109	.....vs. Old Dominion, Nov. 28, 1999
108	.....vs. Providence, Jan. 12, 1996
107	.....vs. Buffalo, Nov. 19, 2004
107	.....vs. West Virginia, Dec. 22, 2000
107	.....vs. Georgetown, Jan. 2, 2001
107	.....vs. Boston College, Feb. 9, 1999
107	.....vs. Holy Cross, Nov. 30, 1998
107	.....vs. Morgan State, Nov. 26, 1994

## LARGEST MARGIN OF VICTORY BY UCONN

(All Opponents)

97	.....(117-20) vs. Quinnipiac, Dec. 27, 1998
80	.....(107-27) vs. Morgan State, Nov. 26, 1994
78	.....(126-48) vs. Providence, Jan. 6, 1998
74	.....(118-44) vs. St. John's, Feb. 23, 2001
72	.....(101-29) vs. Long Island, Mar. 17, 2001
72	.....(100-28) vs. West Virginia, Feb. 23, 2000
71	.....(116-45) vs. Hampton, Mar. 17, 2000
69	.....(112-43) vs. Pittsburgh, Jan. 2, 2002
68	.....(103-35) vs. Lehigh, Mar. 15, 1997
67	.....(107-40) vs. Buffalo, Nov. 19, 2004
65	.....(106-41) vs. Providence, Feb. 20, 2002

## LARGEST MARGIN OF VICTORY BY UCONN

(BIG EAST Games)

78	.....(126-48) vs. Providence, Jan. 6, 1998
74	.....(118-44) vs. St. John's, Feb. 23, 2001
72	.....(100-28) vs. West Virginia, Feb. 23, 2000
69	.....(112-43) vs. Pittsburgh, Jan. 2, 2002
65	.....(106-41) vs. Providence, Feb. 20, 2002
63	.....(97-34) vs. West Virginia, Feb. 20, 2001
62	.....(105-43) vs. Syracuse, Feb. 23, 1999
60	.....(88-28) vs. St. John's, Dec. 4, 2001
60	.....(101-41) vs. Seton Hall, Jan. 13, 1999
57	.....(106-49) vs. Georgetown, Jan. 16, 1999
55	.....(104-49) vs. Providence, Jan. 13, 2001
55	.....(97-42) vs. Pittsburgh, Feb. 17, 2004



## LARGEST MARGIN OF DEFEAT FOR UCONN

56	.....(93-37), vs. St. John's, Jan. 24, 1983
----	---

## MOST FIELD GOALS MADE

49	.....vs. Quinnipiac, Dec. 27, 1998
46	.....vs. Bridgeport, Dec. 13, 1977
45	.....vs. Old Dominion, Nov. 26, 1999
45	.....vs. St. John's, Feb. 23, 2001
45	.....vs. Providence, Jan. 6, 1998
44	.....vs. Long Island, Mar. 17, 2001
44	.....vs. Hampton, Mar. 17, 2000
44	.....vs. Holy Cross, Nov. 30, 1998
43	.....vs. Buffalo, Nov. 19, 2004
43	.....vs. Ball State, Nov. 30, 2001
43	.....vs. West Virginia, Jan. 2, 1999
43	.....vs. Idaho St., Nov. 26, 1996
43	.....vs. Iona, Dec. 23, 1994
43	.....vs. Colgate, Nov. 27, 1993
42	.....at Virginia, Dec. 18, 2006

## MOST FREE THROWS MADE

36	.....vs. Boston Univ., Feb. 21, 1981
36	.....vs. Rhode Island, Feb. 24, 1979
34	.....vs. Stanford, Apr. 1, 1995
32	.....vs. Georgetown, Jan. 18, 2003
32	.....vs. Georgetown, Jan. 16, 1999
31	.....vs. Arkansas, Nov. 14, 1998
30	.....vs. Providence, Jan. 6, 1998

## MOST THREE-POINT FIELD GOALS ATTEMPTED

34	.....(10-34) vs. Providence, Mar. 7, 1993
33	.....(11-33) vs. Notre Dame, Jan. 15, 2001
30	.....(6-30) vs. Notre Dame, Mar. 30, 2001
28	.....(6-28) at Syracuse, Jan. 15, 2008
28	.....(14-28) vs. Rutgers, Feb. 14, 2001
28	.....(14-28) vs. Virginia Tech, Feb. 7, 2001
27	.....(6-27) vs. Stanford, Mar. 27, 2005
27	.....(9-27) vs. Providence, Jan. 13, 2001
26	.....(7-26) vs. Stanford, April 6, 2008
26	.....(11-26) at Louisville, Jan. 12, 2008
26	.....(8-26) vs. West Virginia, Feb. 4, 2006
26	.....(8-21) vs. Holy Cross, Dec. 19, 2005
26	.....(9-26) vs. George Mason, Dec. 27, 2004
26	.....(8-26) vs. Georgetown, Jan. 10, 2004
26	.....(9-26) vs. St. John's, Jan. 31, 2004
26	.....(3-26) vs. Iowa State, Mar. 20, 1999
26	.....(11-26) vs. St. John's, Jan. 8, 1998

## MOST THREE-POINT FIELD GOALS MADE

14	.....(14-27) vs. Auburn, Mar. 23, 2004
14	.....(14-28) vs. Rutgers, Feb. 14, 2001
14	.....(14-28) vs. Virginia Tech, Feb. 7, 2001
13	.....(13-21) at Seton Hall, Jan. 10, 2006
13	.....(13-20) vs. Holy Cross, Nov. 30, 1999
12	.....(12-20) vs. Pittsburgh, Feb. 17, 2004
12	.....(12-24) vs. Holy Cross, Dec. 6, 2001
12	.....(12-20) vs. Fairfield, Nov. 9, 2001
11	.....16 Times

## HIGHEST THREE-POINT FIELD GOAL PERCENTAGE

(Min. 6 Made)

81.8	.....(9-11) vs. N.C. State, Dec. 10, 1994
81.8	.....(9-11) vs. Villanova, Jan. 13, 1990
77.8	.....(7-9) vs. Syracuse, Jan. 20, 1988
76.9	.....(10-13) vs. La. Tech, Jan. 2, 2000
75.0	.....(6-8) vs. Seton Hall, Feb. 5, 1997
75.0	.....(6-8) vs. Northeastern, Feb. 20, 1991
75.0	.....(9-12) vs. Georgetown, Jan. 5, 1991
75.0	.....(6-8) vs. Niagara, Nov. 26, 1988

## MOST REBOUNDS

73	.....vs. Brooklyn, Mar. 11, 1976
70	.....vs. North Carolina, Nov. 15, 2001
70	.....vs. Providence, Jan. 11, 1995
69	.....vs. Georgetown, Jan. 9, 1994
67	.....vs. Brown, Jan. 23, 1981
65	.....vs. Providence, Jan. 6, 1998
64	.....vs. Georgetown, Jan. 16, 1999

## MOST BLOCKS

17	.....vs. Seton Hall, Jan. 13, 1995
16	.....vs. Notre Dame, Jan. 27, 2007
15	.....vs. Rhode Island, Nov. 27, 1994
14	.....vs. Providence, Jan. 16, 1994
13	.....vs. Virginia, Dec. 5, 2007
13	.....vs. Pittsburgh, Feb. 22, 2005
13	.....vs. Seton Hall, March 3, 2002
13	.....vs. Seton Hall, March 6, 1995
13	.....vs. Boston College, Dec. 26, 1993
12	.....vs. Seton Hall, Feb. 6, 2002
12	.....vs. Long Island, Mar. 17, 2001
12	.....vs. Seton Hall, Feb. 6, 1994
11	.....vs. Colgate, Nov. 16, 2006
11	.....vs. Seton Hall, Jan. 22, 2005
11	.....vs. Florida State, Nov. 25, 2003
11	.....vs. Pepperdine, Dec. 20, 2002
11	.....vs. Old Dominion, March 25, 2002
11	.....vs. Iowa, March 18, 2002
11	.....vs. St. John's, Feb. 23, 2001
11	.....vs. Tennessee, Apr. 3, 2000

The following statistical categories include games from 1994-95 to the present.

## FEWEST TURNOVERS

3	.....vs. Pittsburgh, Feb. 22, 2005
5	.....vs. Providence, Jan. 4, 2005
6	.....vs. South Carolina, Dec. 17, 1007
6	.....vs. Villanova, Feb. 24, 2007
7	.....at Louisville, Jan. 31, 2006
7	.....vs. Albany, Dec. 29, 2005
8	.....vs. Rutgers, March 3, 2008
8	.....vs. Dartmouth, Mar. 20, 2005
8	.....at Syracuse, Feb. 11, 2004
8	.....at Tennessee, Feb. 5, 2004
8	.....at Hawai'i, Nov. 30, 2002
8	.....vs. Pepperdine, Dec. 20, 2002

## MOST TURNOVERS

30	.....vs. Southern California, Dec. 7, 2002
28	.....at San Diego State, Dec. 21, 2007

This is UConn... The University of Connecticut women's basketball team has not lost back-to-back games since the 1992-93 season.



PREVIEW COACHES THE HUSKIES REVIEW RECORDS HONORS HISTORY ALL-TIME RESULTS UCONN

**FEWEST POINTS**

42 .....at Rutgers, Feb. 27, 2006  
 45.....vs. Villanova, Mar. 2, 1997

**MOST STEALS**

27 .....vs. Holy Cross, Dec. 7, 2000  
 25 .....at Purdue, Jan. 6, 2008

**FEWEST FREE THROWS ALLOWED**

0.....vs. Stony Brook, Nov. 11, 2007  
 0 .....vs. Hartford, Dec. 7, 2004  
 0 .....vs. St. John's, Jan. 18, 1998

**MOST FREE THROWS ATTEMPTED**

46 .....vs. Stanford, April 1, 1995

**FEWEST POINTS IN A HALF**

12.....at Rutgers, Feb. 27, 2006  
 20.....at Syracuse, Feb. 22, 2006  
 20 .....vs. Virginia Tech, Mar. 7, 2004  
 20.....at Rutgers, Feb. 12, 2000

**MOST POINTS IN A HALF**

68.....vs. Providence, Jan. 6, 1998

**MOST COMBINED POINTS UCONN & OPP.**

215.....at UCLA, Nov. 17, 1998

**OPPONENT RECORDS**

**MOST SINGLE-GAME POINTS BY AN OPPONENT**

102.....UCLA, Nov. 17, 1998  
 102.....Massachusetts, Feb. 13, 1979  
 98 .....Penn State, Jan. 8, 1983

**MOST THREE-POINT FIELD GOALS ATTEMPTED**

39.....(11-39), Villanova, Feb. 24, 2007  
 32 .....(11-32), Providence, Jan. 12, 1996  
 31.....(5-31), Villanova, Feb. 4, 2001  
 30 .....(7-30), at Villanova, Jan. 3, 2008  
 30 .....(13-30), Ball State, Nov. 30, 2001  
 30 .....(6-30), Providence, Jan. 31, 1995  
 29 .....(6-29), Villanova, Mar. 4, 2002  
 29 .....(9-29), Providence, Jan. 30, 1994  
 28 .....(8-28), vs. Cincinnati, Jan. 19, 2008  
 28 .....(10-28), UW-Green Bay, Mar. 20, 2007  
 28 .....(6-28), Colgate, Nov. 16, 2006  
 28 .....(12-28), West Virginia, Mar. 1, 1998  
 28 .....(12-28), Kansas, Jan. 28, 1995  
 27 .....(8-27) at DePaul, Jan. 28, 2006  
 27 .....(7-27), Pittsburgh, Jan. 2, 2002  
 27 .....(11-27), North Carolina, Nov. 15, 2001  
 27 .....(7-27), Stanford, April 1, 1995  
 27 .....(6-27), Alabama, Mar. 23, 1995  
 27 .....(3-27), Providence, Jan. 11, 1995  
 27 .....(3-27), Providence, Jan. 21, 1992

**MOST THREE-POINT FIELD GOALS MADE**

13 .....(13-30), Ball State, Nov. 30, 2001  
 13 .....(13-23), Villanova, Jan. 19, 2002  
 12.....(12-26), West Virginia, Mar. 2, 2004  
 12.....(12-28), West Virginia, Mar. 1, 1998  
 12 .....(12-28), Kansas, Jan. 28, 1995  
 11.....(11-39), Villanova, Feb. 24, 2007  
 11 .....(11-27), North Carolina, Nov. 15, 2001  
 11.....(11-32), Providence, Jan. 12, 1996  
 10 .....(10-28), UW-Green Bay, Mar. 20, 2007  
 10 .....(10-24) vs. Colorado State, Dec. 21, 2006  
 10 .....(10-23) vs. Holy Cross, Dec. 4, 2006  
 10 .....(10-22), Pepperdine, Dec. 5, 2003  
 10 .....(10-22), Pepperdine, Dec. 20, 2002  
 10 .....(10-20), St. John's, Feb. 23, 2001  
 10 .....(10-17), Providence, Mar. 7, 1993  
 10 .....(10-19), Toledo, Mar. 16, 1991

**FEWEST TURNOVERS**

5 .....vs. Villanova, Mar. 11, 2003  
 5 .....vs. Villanova, Mar. 2, 1997  
 6 .....vs. South Carolina, Dec. 17, 2007

**FEWEST POINTS**

20 .....vs. Quinnipiac, Dec. 27, 1998  
 22 .....vs. Loyola (Md.), Dec. 9, 1995  
 23 .....vs. Brown, Dec. 13, 1978  
 24 .....vs. Hartford, Dec. 29, 2007  
 24 .....Providence, Feb. 5, 2005

**HIGHEST THREE-POINT FIELD GOAL PERCENTAGE**

(Min. 6 Made)  
 .727 .....(8-11), Notre Dame, Mar. 30, 2001  
 .700 .....(7-10), vs. LSU, Mar. 26, 2007  
 .700 .....(7-10), Boston College, Feb. 9, 1999  
 .692 .....(9-13), Villanova, Feb. 22, 1997  
 .667 .....(8-12), Notre Dame, Jan. 15, 2001  
 .625 .....(5-8), Boston College, Mar. 8, 2004  
 .600 .....(6-10), vs. Notre Dame, Mar. 7, 2005  
 .600 .....(9-15), Xavier, Mar. 14, 1999  
 .600 .....(9-15), Seton Hall, Feb. 27, 1988

The following statistical categories include games from 1994-95 to the present.

**MOST TURNOVERS**

39 .....vs. Rhode Island, Nov. 29, 1997

**MOST STEALS**

21 .....vs. Miami, Feb. 8, 2004

**MOST REBOUNDS**

54 .....at Pittsburgh, Jan. 21, 2006  
 51.....vs. Tennessee, Jan. 5, 1997  
 51 .....at Providence, Jan. 20, 1996

**MOST BLOCKS**

10.....vs. Tennessee, Jan. 6, 2007  
 9.....vs. North Carolina, Jan. 21, 2008  
 9 .....vs. Notre Dame, Jan. 21, 2002

**FEWEST POINTS BY OPPONENT IN FIRST HALF**

6 .....at Providence College, Feb. 5, 2005  
 7 .....vs. Loyola (Md.), Dec. 9, 1995  
 7 .....vs. Hartford, Dec. 29, 2008  
 8 .....vs. St. John's, Dec. 4, 2001  
 8 .....at St. John's, Jan. 2, 2005

**THE LAST TIME...**

**UConn scored 100+ points ...**  
 January 6, 2008 at Purdue (A) 100-50

**UConn scored 90-100 points...**  
 Feb. 23, 2008 vs. St. John's (H) 98-41

**UConn scored 40 or less points...**  
 Dec. 29, 1992 vs. Vanderbilt (A) 37-57

**Opponent scored 90+ points...**  
 Mar. 30, 2001 vs. Notre Dame (N) 75-90

**Opponent scored 40 or less points...**  
 Feb. 9, 2008 vs. Seton Hall (A) 82-36

**UConn won in OT...**  
 Dec. 1, 2004 vs. South Florida (H), 75-57

**UConn lost in OT...**  
 March 28, 2006 vs. Duke (N), 61-63

**UConn shot over .600 from the field...**  
 Nov. 23, 2007 vs. Old Dominion (N) .649 (37-57)

**Opponent shot over .500 from the field...**  
 March 8, 2004 vs. Boston College (N) .630 (29-46)

**UConn shot under .250 from the field...**  
 Dec. 29, 1992 vs. Vanderbilt (A) .241 (14-58)

**Opponent shot under .250 from the field...**  
 March 23, 2008 vs. Cornell (N) .214 (12-56)

**UConn had over 65 rebounds...**  
 Nov. 15, 2001 vs. North Carolina (H) 70 Rebs.

**UConn had 30 or less rebounds...**  
 March 24, 2007 vs. N.C. State (N) 29 Rebs.

**UConn won by 50+ points...**  
 Feb. 23, 2008 vs. St. John's (H) +57

**UConn won by 40-50 points...**  
 March 23, 2008 vs. Cornell (N) +42

**UConn won by 30-40 points...**  
 March 25, 2008 vs. Texas (N) +34

**UConn lost by 25+ points...**  
 Feb. 23, 1992 vs. Providence (A) -25 pts.



PREVIEW

COACHES

THE HUSKIES

REVIEW

RECORDS

HONORS

HISTORY

ALL-TIME RESULTS

UConn

## GAMES PLAYED

1. 149 ..... Ashley Battle, 2001-05
2. 145 ..... Jessica Moore, 2002-05
3. 144 ..... Asjha Jones, 1999-02  
144 ..... Diana Taurasi, 2001-04
5. 143 ..... Ann Strother, 2003-06
6. 142 ..... Ketia Swanier, 2005-08
7. 139 ..... Charde Houston, 2005-08
8. 138 ..... Carla Berube, 1994-97
9. 137 ..... Nykesha Sales, 1995-98  
137 ..... Kara Wolters, 1994-97
11. 135 ..... Amy Duran, 1996-99  
135 ..... Jamelle Elliott, 1993-96  
135 ..... Jennifer Rizzotti, 1993-96  
135 ..... Maria Conlon, 2001-04
15. 134 ..... Stacey Hansmeyer, 1997-00  
134 ..... Paige Sauer, 1997-00  
133 ..... Swin Cash, 1999-02
18. 132 ..... Tamika Williams, 1999-02  
132 ..... Kelly Schumacher, 1998-01


## HIGHEST SCORING AVERAGE

1. 18.1 ..... Kerry Bascom, ..... 2,177 pts, 120 games, 1988-91
2. 17.1 ..... Renee Najarian, ..... 839 pts, 49 games, 1987-88
3. 16.9 ..... Rebecca Lobo, ..... 2,133 pts, 126 games, 1992-95
4. 16.0 ..... Chris Gedney, ..... 1,409 pts, 88 games, 1978-81
5. 15.9 ..... Nykesha Sales, ..... 2,178 pts, 137 games, 1995-98
6. 15.6 ..... Kara Wolters, ..... 2,141 pts, 137 games, 1994-97
7. 15.0 ..... Diana Taurasi, ..... 2,156 pts, 144 games, 2001-04
8. 14.6 ..... Svetlana Abrosimova, ..... 1,865 pts, 127 games, 1998-01
9. 14.2 ..... Cathy Bochain, ..... 1,534 pts., 108 games, 1980-83

## HIGHEST FIELD GOAL PERCENTAGE

(Minimum 200 Made)

1. .703 ..... Tamika Williams (560-797), 1999-02
2. .628 ..... Kara Wolters (947-1,507), 1994-97
3. .584 ..... Jessica Moore (499-855), 2002-05
4. .579 ..... Shea Ralph (562-970), 1997-01
5. .557 ..... Kelly Schumacher (288-517), 1998-01
6. .555 ..... Kathy Ferrier (303-546), 1990-93
7. .551 ..... Swin Cash (598-1085), 1999-02  
.551 ..... Renee Najarian (306-555), 1987-88
8. .557 ..... Willnett Crockett (227-415), 2003-06
9. .545 ..... Stacy Hansmeyer (261-479), 1997-00
10. .533 ..... Nykesha Sales (852-1,599), 1995-98



**Tamika Williams boasts the highest career field goal percentage in UConn annals at .703.**



**UConn senior Renee Montgomery enters the 2008-09 season ranked ninth on the UConn career 3-point list.**

## MOST THREE-POINT FIELD GOALS MADE

1. 318 ..... Diana Taurasi ..... (318-811), 144 games, 2001-04
2. 290 ..... Ann Strother ..... (290-770), 143 games, 2003-06
3. 279 ..... Wendy Davis ..... (279-635), 127 games, 1989-92
4. 224 ..... Mel Thomas ..... (224-555), 116 games, 2005-08
5. 207 ..... Sue Bird ..... (207-451), 118 games, 1999-02  
207 ..... Jennifer Rizzotti ..... (207-564), 135 games, 1993-96
7. 170 ..... Maria Conlon ..... (170-452), 135 games, 2001-04
8. 161 ..... Kerry Bascom ..... (161-405), 120 games, 1988-91
9. 155 ..... Renee Montgomery ..... (155-489), 111 games, 2006-pres.
10. 151 ..... Kristin Lamb ..... (151-368), 110 games, 1987-90
11. 141 ..... Svetlana Abrosimova ..... (141-347), 127 games, 1998-01
12. 134 ..... Nykesha Sales ..... (134-356), 110 games, 1995-98
13. 133 ..... Amy Duran ..... (133-352), 135 games, 1996-99
14. 123 ..... Pam Webber ..... (123-364), 131 games, 1992-95

## HIGHEST THREE-POINT FIELD GOAL PCT.

(Min. 40 Made)

1. .459 ..... Sue Bird ..... (207-451), 118 games, 1999-02
2. .439 ..... Wendy Davis ..... (279-635), 127 games, 1989-92
3. .410 ..... Kris Lamb ..... (151-368), 110 games, 1987-90
4. .406 ..... S. Abrosimova ..... (141-347), 127 games, 1998-01
5. .404 ..... Mel Thomas ..... (224-555), 116 games, 2005-08
6. .399 ..... Kerry Bascom ..... (161-405), 120 games, 1988-91
7. .392 ..... Diana Taurasi ..... (318-811), 144 games, 2001-04
8. .377 ..... Ann Strother ..... (290-770), 143 games, 2003-06
9. .378 ..... Amy Duran ..... (133-352), 135 games, 1996-99
10. .376 ..... Maria Conlon ..... (170-452), 135 games, 2001-04
11. .367 ..... Jennifer Rizzotti ..... (207-564), 135 games, 1993-96
12. .363 ..... Shea Ralph ..... (81-223), 128 games, 1997-01

This is UConn... Mark and Rosalind Shenkman donated \$2.5 million for the construction of the Mark R. Shenkman Training Center.



**HIGHEST FREE THROW PERCENTAGE**

1. .892 .....Sue Bird  
..... (189-212), 118 games, 1999-02
2. .860 .....Amy Duran  
..... (153-178), 135 games, 1996-99
3. .819 .....Diana Taurasi  
..... (316-386), 144 games, 2001-04
4. .816 .....Mel Thomas  
.....(142-174), 116 games, 2005-08
5. .814 .....Shea Ralph  
.....(473-581), 128 games, 1997-01
6. .811 .....Wendy Davis  
..... (197-243), 127 games, 1989-92
7. .809 .....Morgan Valley  
.....(38-47), 79 games, 2001-pres.
8. .801 .....Tammi Sweet  
.....(109-136), 93 games, 1984-87
9. .798 .....Kerry Bascom  
.....(410-514), 120 games, 1988-91
10. .796 .....Heidi Robbins  
.....(129-162), 90 games, 1987-90
11. .788 .....Lori Kulo  
.....(89-113), 90 games, 1984-87

**MOST REBOUNDS**

1. 1268 .....Rebecca Lobo, 126 games, 1992-95
2. 1054 .....Janelle Elliott, 135 games, 1993-96
3. 937 .....Peggy Walsh, 108 games, 1983-86
4. 927 .....Kara Wolters, 137 games, 1993-97
5. 915 .....Kerry Bascom, 120 games, 1988-91
6. 910 .....Swin Cash, 133 games, 1999-02
7. 834 .....Jessica Moore, 145 games, 2002-05
- 834 .....Leigh Curl, 104 games, 1982-85
9. 814 .....S.Abrosimova, 127 games, 1998-01
10. 797 .....Barbara Turner, 138 games, 2003-06
11. 794 .....Asjha Jones, 144 games, 1999-02
12. 763 .....Tamika Williams, 132 games, 1999-02

**HIGHEST REBOUND AVERAGE**

1. 10.1...Rebecca Lobo (1268 ) 126 games, 1992-95
- 10.1 .....Renee Najarian (494 ) 49 games, 1987-88
3. 9.0...Rosemary Borsuk (531 ) 59 games, 1976-78
4. 8.7 .....Peggy Walsh (937) 108 games, 1983-86
5. 8.0.....Leigh Curl (834) 104 games, 1982-85
6. 7.9 .....Chris Gedney (691) 88 games, 1977-81
7. 7.8 .....Janelle Elliott (1054) 135 games, 1992-96
8. 7.6 .....Kerri Bascom (915) 120 games, 1987-91
9. 7.3...R. Wachtelhausen (430) 59 games, 1977-79
10. 6.8 .....Swin Cash (910) 133 games, 1999-02
- 6.8.....Kara Wolters (927) 137 games, 1993-97



**Sue Bird owns the best career free throw percentage in UConn history at .892.**



**Mel Thomas finished her UConn career with the fourth-best free throw percentage in the program's history.**

**MOST ASSISTS**

1. 648 .....Diana Taurasi, 144 games, 2001-04
2. 637 ....Jennifer Rizzotti , 135 games, 1993-96
3. 585 .....Sue Bird, 118 games, 1999-02
4. 546 .....Pam Webber, 131 games, 1992-95
5. 541 .....Jill Brumbaugh, 107 games, 1985-88
6. 531 .....Laura Lishness, 119 games, 1988-91
7. 479 .....Ketia Swanier, 142 games, 2005-08
8. 473 .....S. Abrosimova, 127 games, 1998-01
9. 456 .....Shea Ralph, 128 games, 1997-01
10. 433 .....R. Montgomery, 111 games, 2006-pres.
11. 422 .....Sandy Gavin, 110 games, 1981-84
12. 418 .....Ann Strother, 143 games, 2003-06
13. 413 .....Debbie Baer, 125 games, 1989-92

**MOST STEALS**

1. 447 .....Nykesha Sales, 137 games, 1995-98
2. 349 .....Jennifer Rizzotti, 135 games, 1993-96
3. 299 .....S. Abrosimova, 127 games, 1998-01
4. 275 .....Debbie Baer, 125 games, 1989-92
5. 252 .....Shea Ralph, 128 games, 1997-01
6. 248 .....Rita Williams, 101 games, 1996-98
7. 247 .....Ketia Swanier, 142 games, 2005-08
8. 243 .....Sue Bird, 118 games, 1999-02
9. 240 .....Cathy Bochain, 108 games, 1980-83
10. 205 .....R. Montgomery, 11 games, 2006-pres.
11. 191 .....Ashley Battle, 149 games, 2001-05
12. 189 .....Jill Brumbaugh, 107 games, 1985-86
- 189 .....Charde Houston, 139 games, 2005-08
14. 187 .....Tamika Williams, 132 games, 1999-02

**MOST BLOCKS**

1. 396 .....Rebecca Lobo, 126 games, 1992-95
2. 370 .....Kara Wolters, 137 games, 1994-97
3. 181 .....Kelly Schumacher, 132 games, 1998-01
4. 162 .....Peggy Walsh, 108 games, 1983-86
5. 151 .....Asjha Jones, 144 games, 1999-02
6. 149 .....Tina Charles, 74 games, 2007-pres.
7. 147 .....Diana Taurasi, 144 games, 2001-04
8. 132 .....Charde Houston, 102 games, 2005-08
9. 130 .....Swin Cash, 133 games, 1999-02
10. 125 .....Jessica Moore, 145 games, 2002-05
11. 120 .....Ann Strother, 143 games, 2003-06
12. 99 .....Paige Sauer, 134 games, 1997-00
13. 84 .....Laura Lishness, 119 games, 1988-91
14. 82 .....Barbara Turner, 138 games, 2003-06
- 82 .....Willnett Crockett, 131 games, 2003-06
16. 81 .....Jen Weideman, 108 games, 1984-87

PREVIEW

COACHES

THE HUSKIES

REVIEW

RECORDS

HONORS

HISTORY

ALL-TIME RESULTS

UCONN



# INDIVIDUAL SINGLE SEASON RECORDS



PREVIEW

COACHES

THE HUSKIES

REVIEW

RECORDS

HONORS

HISTORY

ALL-TIME RESULTS

UConn

## MOST POINTS

- 694 .....Kara Wolters, 37 games, 1995-96
- 680 .....Kerry Bascom, 34 games, 1990-91
- 678.....Maya Moore, 38 games, 2007-08
- 663.....Diana Taurasi, 37 games, 2002-03
- 656 .....Kerry Bascom, 29 games, 1988-89
- 635.....Rebecca Lobo, 33 games, 1993-94
- 628 .....Nykesha Sales, 30 games, 1997-98
- 615 .....Kerry Bascom, 30 games, 1989-90
- 598.....Rebecca Lobo, 35 games, 1994-95
- 596 .....Nykesha Sales, 38 games, 1995-96
- 579 .....Kara Wolters, 34 games, 1996-97

## HIGHEST SCORING AVERAGE

- 22.6 .....Kerry Bascom, 29 games, 1988-89
- 20.9 .....Nykesha Sales, 30 games, 1997-98
- 20.5 .....Kerry Bascom, 30 games, 1989-90
- 20.0 .....Kerry Bascom, 34 games, 1990-91
- 19.2 .....Rebecca Lobo, 33 games, 1993-94
- 18.8 .....Kara Wolters, 37 games, 1995-96
- 18.4 .....Renee Najarian, 28 games, 1987-88
- 18.4 .....Val Sirois, 21 games, 1978-79

## MOST FIELD GOALS MADE

- 306 .....Kara Wolters, 37 games, 1995-96
- 275.....Maya Moore, 38 games, 2007-08
- 251 .....Kara Wolters, 34 games, 1996-97
- 247 .....Asjha Jones, 39 games, 2001-02
- 246 .....Kerry Bascom, 34 games, 1990-91
- 244 .....Kerry Bascom, 29 games, 1988-89
- 243.....Rebecca Lobo, 33 games, 1993-94
- 241 .....Nykesha Sales, 30 games, 1997-98
- 238.....Rebecca Lobo, 35 games, 1994-95
- 237 .....Nykesha Sales, 38 games, 1995-96
- 237.....Diana Taurasi, 37 games, 2002-03


## HIGHEST FIELD GOAL PERCENTAGE

(Minimum of 2.5 made per game)

- .759 .....Tamika Williams (132-174), 2000-01
- .714 .....Tamika Williams (115-161), 1999-00
- .704 .....Tamika Williams (140-199), 2001-02
- .658 .....Tamika Williams (173-263), 1998-99
- .636 .....Kara Wolters (168-264), 1993-94
- .630 .....Kara Wolters (306-486), 1995-96
- .627 .....Kara Wolters (222-354), 1994-95
- .624 .....Shea Ralph (184-295), 1999-00
- .623 .....Kara Wolters (251-403), 1993-97
- .611 .....Renee Najarian (198-324), 1987-88



**Kara Wolters' 694 points in 1995-96 ranks as the highest single-season scoring total in UConn history.**



**Wendy Davis established the single-season field goal record with 107 in 1991-92.**



**Kerry Bascom's 22.6 scoring average in 1988-89 ranks as the highest in UConn annals.**

## MOST THREE-POINT FIELD GOALS MADE

- 107 .....Wendy Davis (107-234), 1991-92
- 92 .....Diana Taurasi (92-209), 2001-02
- 87 .....Mel Thomas (87-205), 2006-07
- 86 .....Ann Strother (86-235), 2005-06
- 85 .....Ann Strother (85-218), 2004-05
- 85 .....Diana Taurasi (85-218), 2003-04
- 85 .....Wendy Davis (85-195), 1990-91
- 76 .....Mel Thomas (76-177), 2005-06
- 74 .....Wendy Davis (74-173), 1989-90
- 73 .....Maya Moore (73-174), 2007-08
- 72.....Sue Bird (72-145), 1999-00
- 71 .....Diana Taurasi (71-184), 2000-01
- 70 .....Diana Taurasi (70-200), 2002-03
- 70 .....Renee Montgomery (70-225), 2007-08
- 69.....Sue Bird (69-148), 2001-02
- 62.....Kris Lamb (62-131), 1988-89
- 61 .....Ann Strother (61-161), 2003-04

## HIGHEST THREE-POINT FIELD GOAL PERCENTAGE

(Minimum of 35 Made)

- 49.7 ..... Sue Bird (72-145), 1999-00
- 47.6 .....Kerry Bascom (60-126), 1988-89
- 47.3 .....Kris Lamb (62-131), 1988-89
- 46.6 .....Sue Bird (69-148), 2001-02
- 45.7 .....Wendy Davis (107-234), 1991-92
- 44.0.....Diana Taurasi (92-209), 2001-02
- 43.6 .....Wendy Davis (85-195), 1990-91
- 43.2 .....Sue Bird (60-139), 2000-01
- 43.2 .....Nykesha Sales (35-81), 1994-95
- 42.9 .....Jennifer Rizzotti (54-126), 1993-94
- 42.9.....Mel Thomas (76-177), 2005-06

This is UConn... An indoor climbing wall was added to the Student Recreational Facilities in 2005.



**MOST FREE THROWS MADE**

1. 144 .....Shea Ralph, 30 games, 1998-99
2. 140 .....Swin Cash, 39 games, 2001-02
3. 139 .....Shea Ralph, 37 games, 1999-00
3. 139 .....Kerry Bascom, 34 games, 1990-91
5. 138 .....Rebecca Lobo, 33 games, 1993-94
6. 125 .....Kerry Bascom, 30 games, 1989-90
7. 122 .....S. Abrosimova, 37 games, 1997-98
8. 119 .....Diana Taurasi, 37 games, 2002-03
9. 118 .....S. Abrosimova, 34 games, 1998-99
10. 117 .....Renee Najarian, 28 games, 1987-88

**HIGHEST FREE THROW PERCENTAGE**

(Minimum of 2.0 per game)

1. .955 .....Amy Duran (64-670), 1997-98
2. .942.....Sue Bird (98-104), 2001-02
3. .859.....Tammi Sweet (55-64), 1986-87
4. .854 .....Wendy Davis (76-89), 1991-92
5. .838 .....Evy Doerfler (62-74), 1983-84
6. .837 .....Kerry Bascom (139-166), 1990-91
7. .833 .....Shea Ralph (115-138), 1996-97
8. .829 .....Ashley Battle (63-76), 2003-04
9. .818 .....Shea Ralph (139-170), 1999-00



**Tina Charles already boasts two of the top nine single-season block efforts in UConn annals.**

**MOST ASSISTS**

1. 231 .....Sue Bird, 39 games, 2001-02
2. 222 .....Jennifer Rizzotti, 38 games, 1995-96
3. 208.....Diana Taurasi, 39 games, 2001-02
4. 181 .....Shea Ralph, 37 games, 1999-00
5. 170.....Diana Taurasi, 35 games, 2003-04
6. 169 .....Sue Bird, 34 games, 2000-01
7. 165.....Jill Brumbaugh, 28 games, 1987-88
8. 163 .....R. Montgomery, 36 games, 2006-07
9. 161 .....Jennifer Rizzotti, 35 games, 1994-95
- 161.....Diana Taurasi, 37 games, 2002-03
11. 160 .....Sue Bird, 37 games, 1999-00
- 160 .....Laura Lishness, 34 games, 1990-91

**MOST REBOUNDS**

1. 371.....Rebecca Lobo, 33 games, 1993-94
2. 350 .....Tina Charles, 38 games, 2007-08
3. 343.....Rebecca Lobo, 35 games, 1994-95
4. 337.....Peggy Walsh, 27 games, 1985-86
5. 336 .....Swin Cash, 39 games, 2001-02
6. 326.....Rebecca Lobo, 29 games, 1992-93
7. 305 .....Renee Najarian, 28 games, 1987-88
8. 301 .....Janelle Elliott, 38 games, 1995-96
9. 296 .....Tina Charles, 36 games, 2006-07
10. 291 .....Kara Wolters, 37 games, 1995-96
11. 290.....Maya Moore, 38 games, 2007-08
12. 282 .....Janelle Elliott, 35 games, 1994-95

**HIGHEST REBOUND AVERAGE**

1. 12.8 .....R. Borsuk, .....245 rebs., 19 games, 1975-76
2. 12.5 .....Peggy Walsh, .....337 rebs., 27 games, 1985-86
3. 11.7 .....Jody Eckert, .....176 rebs., 15 games, 1975-76
4. 11.2 .....Rebecca Lobo, .....371 rebs., 33 games, 1993-94
- 11.2 .....Rebecca Lobo, .....326 rebs., 29 games, 1992-93

**MOST BLOCKS**

1. 131.....Rebecca Lobo, 33 games, 1993-94
2. 122.....Rebecca Lobo, 35 games, 1994-95
3. 105.....Kara Wolters, 37 games, 1995-96
4. 97 .....Rebecca Lobo, 29 games, 1992-93
5. 96 .....Kara Wolters, 34 games, 1996-97
6. 94 .....Kara Wolters, 33 games, 1994-95
7. 81 .....Tina Charles, 36 games, 2006-07
8. 75 .....Kara Wolters, 33 games, 1993-94
9. 68 .....Tina Charles, 38 games, 2007-08
10. 65 .....Kelly Schumacher, 37 games, 1999-00
11. 61 .....Asjha Jones, 39 games, 2001-02
12. 59 .....Maya Moore, 39 games, 2007-08
13. 55 .....Swin Cash, 39 games, 2001-02

**MOST STEALS (KEPT SINCE 1978)**

1. 143 .....Nykesha Sales, 34 games, 1996-97
2. 112 .....Jennifer Rizzotti, 38 games, 1995-96
3. 108 .....Rita Williams, 37 games, 1997-98
4. 107 .....Rita Williams, 34 games, 1996-97
5. 104 .....Nykesha Sales, 38 games, 1995-96
6. 102 .....Nykesha Sales, 35 games, 1994-95
7. 98 .....Nykesha Sales, 30 games, 1997-98
- 98 .....Jennifer Rizzotti, 35 games, 1994-95
9. 96 .....Sue Bird, 39 games, 2001-02
10. 95 .....Shea Ralph, 37 games, 1999-00



**Rebecca Lobo set UConn single-season records for blocks and rebounds in 1993-94.**



**Shea Ralph made the most free throws by a UConn player in a season with 144 in 1998-99.**

PREVIEW  
COACHES  
THE HUSKIES  
REVIEW

RECORDS

HONORS

HISTORY

FULL-TIME RESULTS

UConn



PREVIEW

COACHES

THE HUSKIES

REVIEW

RECORDS

HONORS

HISTORY

ALL-TIME RESULTS

UConn

## MOST POINTS

- 46 .....Nykeshia Sales  
.....vs. Stanford, Dec. 21, 1997
- 39 .....S. Abrosimova  
.....vs. UCLA, Nov. 17, 1998
- 39 .....Kerry Bascom  
.....vs. Toledo, Mar. 16, 1991
- 38 .....Kerry Bascom  
.....vs. St. John's, Jan. 27, 1990
- 36 .....Shea Ralph  
.....vs. Boston College, Feb. 9, 1999
- 35 .....Kerry Bascom  
.....vs. Georgetown, Feb. 15, 1989
- 35 .....Diana Taurasi  
.....vs. TCU, March 25, 2003
- 34 .....Tina Charles  
.....at South Florida, Feb. 20, 2007
- 34 .....Kerry Bascom  
.....vs. Penn State, Nov. 25, 1989
- 33 .....Rebecca Lobo  
.....vs. Georgetown, Feb. 5, 1995
- 33 .....Kerry Bascom  
.....vs. St. John's, Feb. 9, 1991
- 33 .....Renee Najarian  
.....vs. Providence, Jan. 16, 1988
- 33 .....Kris Lamb  
.....vs. Iona, Dec. 9, 1986
- 33 .....Cathy Bochain  
.....vs. Brown, Feb. 12, 1980

## MOST FIELD GOALS MADE


- 18 .....Nykeshia Sales  
.....vs. Stanford, Dec. 12, 1997
- 16 .....Kris Lamb  
.....vs. Iona, Dec. 9, 1986
- 15 .....Rebecca Lobo  
.....vs. Georgetown, Feb. 5, 1995
- 14 .....Maya Moore  
.....vs. Holy Cross, Nov. 14, 2007
- 14 .....Tina Charles  
.....at South Florida, Feb. 20, 2007
- 14 .....S. Abrosimova  
.....vs. UCLA, Nov. 17, 1998
- 13 .....Nykeshia Sales  
.....vs. Providence, Jan. 6, 1998
- 13 .....Kerry Bascom  
.....vs. Toledo, Mar. 16, 1991

## MOST REBOUNDS

- 25 .....Peggy Walsh  
.....vs. Pittsburgh, Feb. 19, 1986
- 25 .....Chris Gedney  
.....vs. Central Conn., Dec. 8, 1977
- 25 .....Rosemary Borsuk  
.....vs. Keene State, Dec. 7, 1976
- 24 .....Rebecca Lobo  
.....vs. Seton Hall, Mar. 6, 1993
- 22 .....Jody Eckert  
.....vs. Brown, Feb. 20, 1976

## MOST THREE-POINT FIELD GOALS MADE

- 8 .....Wendy Davis (8-13)  
.....vs. Florida, Dec. 8, 1991
- 7 .....Renee Montgomery (7-11)  
.....vs. Cincinnati, Jan. 19, 2008
- 7 .....Ann Strother (7-9)  
.....vs. Notre Dame, Jan. 30, 2005
- 7 .....Ann Strother (7-13)  
.....vs. St. John's, Jan. 31, 2004
- 7 .....Diana Taurasi (7-9)  
.....vs. Rutgers, Jan. 19, 2004
- 7 .....Wendy Davis (7-11)  
.....vs. Boston College, Jan. 29, 1992
- 7 .....Kerry Bascom (7-11)  
.....vs. Boston College, Mar. 4, 1990
- 6 .....Ketia Swanier (6-9)  
.....vs. St. John's, Feb. 23, 2008
- 6 .....Renee Montgomery (6-13)  
.....vs. North Carolina, Jan. 21, 2008
- 6 .....Ann Strother (6-13)  
.....vs. Virginia Tech, Mar. 21, 2006
- 6 .....Diana Taurasi (6-11)  
.....vs. La. Tech, Dec. 9, 2001
- 6 .....Diana Taurasi (6-8)  
.....vs. N.C. State, Mar. 24, 2001
- 6 .....Diana Taurasi (6-9)  
.....vs. Tennessee, Feb. 1, 2001
- 6 .....Diana Taurasi (6-12)  
.....vs. Boston College, Mar. 4, 2001
- 6 .....Nykeshia Sales (6-7)  
.....vs. Stanford, Dec. 12, 1997
- 6 .....Jennifer Rizzotti (6-11)  
.....vs. Pittsburgh, Feb. 24, 1993
- 6 .....Wendy Davis (6-9)  
.....vs. Seton Hall, Jan. 11, 1992
- 6 .....Wendy Davis (6-7)  
.....vs. Georgetown, Jan. 5, 1991
- 6 .....Kerry Bascom (6-11)  
.....vs. Providence, Feb. 20, 1990
- 6 .....Kris Lamb (6-9)  
.....vs. Providence, Mar. 5, 1989
- 6 .....Kerry Bascom (6-8)  
.....vs. Georgetown, Feb. 15, 1989
- 6 .....Kerry Bascom (6-7)  
.....vs. Pittsburgh, Feb. 4, 1989
- 6 .....Kris Lamb (6-8)  
.....vs. Fairfield, Dec. 13, 1988



**Svetlana Abrosimova's 39 points vs. UCLA on Dec. 21, 1997, ranks as the second-highest single-game scoring effort in UConn history.**

## HIGHEST THREE-POINT FIELD GOAL PERCENTAGE

(Minimum 4 Made)

- 1.00 .....Maya Moore (4-4)  
.....at Notre Dame, Jan. 27, 2008
- 1.00 .....Mel Thomas (4-4)  
.....vs. Boston Univ., Nov. 28, 2006
- 1.00 .....Sue Bird (4-4)  
.....vs. Wright St., Dec. 31, 2001
- 1.00 .....Diana Taurasi (4-4)  
.....vs. Wake Forest, Nov. 26, 2001
- 1.00 .....Sue Bird (4-4)  
.....vs. Miami, Jan. 29, 2000
- 1.00 .....Sue Bird (4-4)  
.....vs. Oklahoma, Dec. 29, 1999
- 1.00 .....Kennitra Johnson (5-5)  
.....vs. UCLA, Dec. 23, 1999
- 1.00 .....Keirsten Walters (5-5)  
.....vs. Pittsburgh, Jan. 31, 1999
- 1.00 .....Carla Berube (4-4)  
.....vs. Villanova, Feb. 22, 1997
- 1.00 .....Jill Brumbaugh (4-4)  
.....vs. Syracuse, Feb. 20, 1988
- .857 .....Nykeshia Sales (6-7)  
.....vs. Stanford, Dec. 12, 1997
- .857 .....Wendy Davis (6-7)  
.....vs. Georgetown, Jan. 5, 1991
- .857 .....Kerry Bascom (6-7)  
.....vs. Pittsburgh, Feb. 4, 1989
- .857 .....Kris Lamb (6-7)  
.....vs. Boston Univ., Dec. 3, 1988



**Ann Strother boasts three of the top-20 single-game 3-point field goal efforts in UConn annals.**

**This is UConn...** The College of Continuing Studies offers classes to students during winter intermission and summer sessions.



**MOST THREE-POINT FIELD GOALS ATTEMPTED**

1. 15.....Ann Strother (5-15)  
.....at Tennessee, Jan. 7, 2006
2. 14 .....Mel Thomas (5-14)  
.....at St. John's, Jan. 21, 2007
3. 13.....Renee Montgomery (6-13)  
.....vs. North Carolina, Jan. 21, 2008
- 13.....Ann Strother (6-13)  
.....vs. Virginia Tech, Mar. 21, 2006
- 13.....Ann Strother (7-13)  
.....vs. St. John's, Jan. 31, 2004
- 13 .....Wendy Davis (8-13)  
.....vs. Florida, Dec. 8, 1991
- 13 .....Wendy Davis (5-13)  
.....vs. Syracuse, Jan. 15, 1992
8. 12 .....Renee Montgomery (2-12)  
.....at Syracuse, Jan. 15, 2008
- 12 .....Mel Thomas (5-12)  
.....vs. UW-Green Bay, Mar. 20, 2007
- 12 .....Mel Thomas (5-12)  
.....vs. Louisville, Feb. 13, 2007
- 12.....Ann Strother (3-12)  
.....at Notre Dame, Jan. 12, 2005
- 12 .....Diana Taurasi (3-12)  
.....vs. Georgetown, Jan. 11, 2004
- 12 .....Diana Taurasi (4-12)  
.....vs. Notre Dame, Mar. 6, 2001
- 12 .....Diana Taurasi (6-12)  
.....vs. Boston College, Mar. 4, 2001
- 12 .....Diana Taurasi (5-12)  
.....vs. Rutgers, Feb. 14, 2001
- 12 .....Wendy Davis (5-12)  
.....vs. Hawaii, Dec. 1, 1991
- 12 .....Kerry Bascom (5-12)  
.....vs. Syracuse, Jan. 21, 1989
18. 11.....Ann Strother (4-11)  
.....at Georgetown, Feb. 16, 2005
- 11.....Diana Taurasi (4-11)  
.....vs. Texas, April 6, 2003
- 11 .....Diana Taurasi (3-11)  
.....vs. W. Virginia, Mar. 4, 2003
- 11 .....Diana Taurasi (6-11)  
.....vs. La. Tech, Dec. 9, 2001
- 11.....Sue Bird (4-11)  
.....vs. Notre Dame, Mar. 30, 2001
- 11 .....Diana Taurasi (4-11)  
.....vs. Boston College, Feb. 11, 2001
- 11 .....S. Abrosimova (5-11)  
.....vs. Notre Dame, Jan. 15, 2001
- 11.....Sue Bird (3-11)  
.....vs. Notre Dame, Jan. 15, 2001
- 11 .....Keirsten Walters (3-11)  
.....vs. Tennessee, Jan. 10, 1999
- 11 .....Rita Williams (2-11)  
.....vs. NC State, Mar. 23, 1998

**MOST BLOCKS**

1. 9 .....Tina Charles  
.....vs. Notre Dame, Jan. 27, 2007
- 9.....Kelly Schumacher  
.....vs. Tennessee, April 2, 2000
- 9 .....Rebecca Lobo  
.....vs. Seton Hall, Jan. 13, 1995
4. 8.....Kara Wolters  
.....vs. Boston College, Feb. 19, 1995
- 8 .....Rebecca Lobo  
.....vs. Miami, Feb. 19, 1995
- 8 .....Rebecca Lobo  
.....vs. Seton Hall, Feb. 6, 1994
- 8 .....Kara Wolters  
.....vs. Providence, Jan. 16, 1994

**MOST FREE THROWS MADE**

1. 19 .....Kerry Bascom (19-21)  
.....vs. St. John's, Feb. 5, 1991
2. 16 .....Kerry Bascom (16-16)  
.....vs. St. John's, Jan. 27, 1990
3. 12 .....Shea Ralph (12-12)  
.....vs. Boston Coll., Feb. 9, 1999
- 12 .....Shea Ralph (12-15)  
.....vs. Washington, Nov. 28, 1998
- 12 .....Jennifer Rizzotti (12-12)  
.....vs. Syracuse, Jan. 22, 1995
6. 11 .....Renee Montgomery (11-11)  
.....vs. Louisville, March 11, 2008
- 11.....Kalana Greene (11-12)  
.....vs. N.C. State, Mar. 24, 2007
- 11 .....Barbara Turner (11-13)  
.....vs. Coppin State, Mar. 19, 2006
- 11 .....Barbara Turner (11-11)  
.....vs. Boston College, Jan. 17, 2004
9. 10 .....Swin Cash (10-12)  
.....vs. Oklahoma, Mar. 31, 2002
- 10 .....Diana Taurasi (10-11)  
.....vs. Old Dominion, Dec. 29, 2001
- 10 .....Svetlana Abrosimova (10-13)  
.....vs. St. John's, Dec. 13, 1998
- 10 .....Nykesha Sales (10-11)  
.....vs. W. Kentucky, Nov. 17, 1996
- 10 .....Nykesha Sales (10-12)  
.....vs. La. Tech, Nov. 19, 1995
- 10 .....Janelle Elliott (10-10)  
.....vs. Georgetown, Jan. 4, 1996

**MOST ASSISTS**

1. 13 .....Laura Lishness  
.....vs. Seton Hall, Jan. 12, 1991
- 13 .....Susie Sturman  
.....vs. Vermont, Feb. 24, 1980
3. 12 .....Diana Taurasi  
.....vs. Ball State, Nov. 30, 2001
- 12 .....Sue Bird  
.....vs. Fairfield, Nov. 9, 2001
- 12 .....Pam Webber  
.....vs. La. Tech, Nov. 29, 1991
- 12 .....Jill Brumbaugh  
.....vs. St. John's, Jan. 7, 1988



**Jennifer Rizzotti's 10 steals in 1996 vs. Providence is tied for the highest single-game total in UConn history.**

**MOST STEALS**

1. 10 .....Cathy Bochain  
.....vs. Vermont, Feb. 24, 1980
- 10 .....Jennifer Rizzotti  
.....vs. Providence, Jan. 12, 1996
3. 9 .....Nykesha Sales  
.....vs. Lehigh, Mar. 15, 1997



**Renee Montgomery was a perfect 11-of-11 from the free throw line in the 2008 BIG EAST Championship Game victory over Louisville.**



# 2,000/1,000-POINT CLUB

No.	Pts.	Player
1.	2,178	Nykesha Sales, 137 games, 1995-98
2.	2,177	Kerry Bascom, 120 games, 1988-91
3.	2,156	Diana Taurasi, 144 games, 2001-04
4.	2,141	Kara Wolters, 137 games, 1994-97
5.	2,133	Rebecca Lobo, 126 games, 1992-95
6.	1,865	Svetlana Abrosimova, 127 games, 1998-01
7.	1,699	Ann Strother, 143 games, 2003-06
8.	1,678	Shea Ralph, 128 games, 1997-01
9.	1,629	Barbara Turner, 138 games, 2003-06
10.	1,583	Swin Cash, 133 games, 1999-02
11.	1,552	Wendy Davis, 127 games, 1989-92
12.	1,540	Jennifer Rizzotti, 135 games 1993-96
13.	1,534	Cathy Bochain, 108 games, 1980-83
14.	1,502	Asjha Jones, 144 games, 1999-02
15.	1,413	Peggy Walsh, 108 games, 1983-86
16.	1,409	Chris Gedney, 88 games, 1978-81
17.	1,402	Tamika Williams, 132 games, 1999-02
18.	1,388	Leigh Curl, 104 games, 1982-85
19.	1,387	Jamelle Elliott, 135 games, 1993-96
20.	1,381	Carla Berube, 138 games, 1994-97
21.	1,378	Sue Bird, 118 games, 1999-02
22.	1,365	Charde Houston, 139 games, 2005-08
23.	1,346	<b>Renee Montgomery, 111 games, 2006-pres.</b>
24.	1,303	Laura Lishness, 119 games, 1988-91
25.	1,244	Kris Lamb, 110 games, 1987-90
26.	1,223	Jessica Moore, 145 games, 2002-05
27.	1,106	Meghan Pattyson, 118 games, 1989-92
28.	1,098	Mel Thomas 116 games, 2005-08
29.	1,054	Ashley Battle, 149 games, 2001-05
30.	1,000	Amy Duran, 135 games, 1996-99
	996	<b>Tina Charles, 74 games, 2007-pres.</b>



#1 - Nykesha Sales (2,178)



#2 - Kerry Bascom (2,177)



#3 - Diana Taurasi (2,156)



#4 - Kara Wolters (2,141)



#5 - Rebecca Lobo (2,133)

**This is UConn...** UConn junior Tina Charles enters the 2008-09 season just four points shy of becoming the 31st player in UConn history to eclipse the 1,000-point barrier.

PREVIEW

COACHES

THE HUSKIES

REVIEW

RECORDS

HONORS

HISTORY

ALL-TIME RESULTS

UConn



#6 - Svetlana Abrosimova (1,865)



#7 - Ann Strother (1,699)



#8 - Shea Ralph (1,678)



#9 - Barbara Turner (1,629)



#10 - Swin Cash (1,583)



#11 - Wendy Davis (2,178)



#12 - Jennifer Rizzotti (1,540)




#13 - Cathy Bochain (1,534)



#14 - Asjha Jones (1,502)



#15 - Peggy Walsh (1,413)



#16 - Chris Gedney (1,409)



#17 - Tamika Williams (1,402)



#18 - Leigh Curl (1,388)



#19 - Jamelle Elliott (1,387)



#20 - Carla Berube (1,381)




#21 - Sue Bird (1,378)



#22 - Charde Houston (1,365)



#23 - Renee Montgomery (1,346)



#22 - Laura Lishness (1,303)



#25 - Kris Lamb (1,244)



#26 - Jessica Moore (1,223)



#27 - Meghan Pattyson (1,106)



#28 - Mel Thomas (1,098)



#29 - Ashley Battle (1,054)



#30 - Amy Duran (1,000)

PREVIEW

CORCHES

THE HUSKIES

REVIEW

RECORDS

HONORS

HISTORY

ALL-TIME RESULTS

UConn

**This is UConn...** A \$1.3 million grant was awarded to the UConn Health Center's psychiatry department in 2004 for a study which looked at the efficiency of a pediatric primary care clinic and early recognition of children at risk for neglect.



PREVIEW

COACHES

THE HUSKIES

REVIEW

RECORDS

HONORS

HISTORY

ALL-TIME RESULTS

UConn

## 40-POINT CLUB

46	Nykesha Sales vs. Stanford	Dec. 21, 1997
----	----------------------------	---------------

## 30-POINT CLUB

39	S. Abrosimova vs. UCLA	Nov. 17, 1998
39	Kerry Bascom vs. Toledo	March 16, 1991
38	Kerry Bascom vs. St. John's	Jan. 27, 1990
36	Shea Ralph vs. Boston College	Feb. 9, 1999
35	Kerry Bascom vs. Georgetown	Feb. 15, 1989
35	Diana Taurasi vs. TCU	March 25, 2003
34	Tina Charles vs. South Florida	Feb. 20, 2007
34	Kerry Bascom vs. Penn State	Nov. 25, 1989
33	Rebecca Lobo vs. Georgetown	Feb. 5, 1995
33	Kerry Bascom vs. St. John's	Feb. 9, 1991
33	Kerry Bascom vs. Boston College	Mar. 4, 1990
33	Renee Najarian vs. Providence	Jan. 16, 1988
33	Cathy Bochain vs. Brown	Feb. 12, 1980
32	Diana Taurasi vs. Tennessee	Jan. 5, 2002
32	Kara Wolters vs. Seton Hall	March 6, 1995
32	Rebecca Lobo vs. Boston College	Feb. 16, 1994
32	Wendy Davis vs. Florida	Dec. 8, 1991
32	Kerry Bascom vs. Providence	Feb. 21, 1990
32	Kerry Bascom vs. Providence	Jan. 17, 1989
31	Maya Moore vs. Marquette	Feb. 20, 2008
31	Maya Moore vs. Holy Cross	Nov. 14, 2007
31	Barbara Turner vs. Georgia	Mar. 26, 2006
31	Diana Taurasi vs. Florida State	Nov. 25, 2003
31	S. Abrosimova vs. Seton Hall	Jan. 13, 1999
31	Kara Wolters vs. Stanford	April 1, 1995
31	Rebecca Lobo vs. Boston College	Dec. 13, 1993
31	Rebecca Lobo vs. Colgate	Nov. 27, 1993
31	Kerry Bascom vs. Pittsburgh	Feb. 4, 1989
31	Renee Najarian vs. Seton Hall	Feb. 27, 1988
31	Leigh Curl vs. Syracuse	Feb. 25, 1984
31	Cathy Bochain vs. Northeastern	Jan. 26, 1980
30	Diana Taurasi vs. Oklahoma	Dec. 1, 2002
30	Shea Ralph vs. St. John's	Feb. 28, 1999
30	Shea Ralph vs. Washington	Nov. 28, 1998
30	Nykesha Sales vs. Pittsburgh	Jan. 14, 1998
30	Nykesha Sales vs. Providence	Jan. 6, 1998
30	Kerry Bascom vs. Auburn	Dec. 9, 1990
30	Kerry Bascom vs. La Salle	Dec. 29, 1989
30	Renee Najarian vs. Pittsburgh	Feb. 13, 1988
30	Chris Gedney vs. Massachusetts	Jan. 23, 1980
30	Chris Gedney vs. Northeastern	Feb. 20, 1979
30	Chris Gedney vs. Seton Hall	Dec. 23, 1978

## 20-REBOUND CLUB


25	Peggy Walsh vs. Pittsburgh	Feb. 19, 1986
25	Chris Gedney vs. Cent. Connecticut	Dec. 8, 1977
25	Rosemary Borsuk vs. Keene St.	Dec. 7, 1976
24	Rebecca Lobo vs. Seton Hall	March 6, 1993
22	Jody Eckert vs. Brown	Feb. 20, 1976
21	Rebecca Lobo vs. Boston College	Feb. 16, 1994
21	Renee Najarian vs. Drexel	Nov. 28, 1987
21	Peggy Walsh vs. Pittsburgh	Jan. 28, 1984
20	Swin Cash vs. West Virginia	Feb. 20, 2001
20	Kara Wolters vs. Louisiana Tech	Nov. 19, 1995
20	Rebecca Lobo vs. Georgetown	Feb. 2, 1994
20	Peggy Walsh vs. Long Island	Nov. 30, 1985
20	Chris Gedney vs. Cent. Connecticut	Feb. 5, 1980

## 8-BLOCK CLUB


9	Tina Charles vs. Notre Dame	Jan. 27, 2007
9	Kelly Schumacher vs. Tennessee	Apr. 2, 2000
9	Rebecca Lobo vs. Seton Hall	Jan. 13, 1995
8	Kara Wolters vs. Boston College	Feb. 19, 1995
8	Rebecca Lobo vs. Miami	Feb. 9, 1995
8	Rebecca Lobo vs. Seton Hall	Feb. 6, 1994
8	Kara Wolters vs. Providence	Jan. 16, 1994

## 10-ASSIST CLUB

13	Laura Lishness vs. Seton Hall	Jan. 12, 1991
13	Susie Sturman vs. Vermont	Jan. 19, 1980
12	Diana Taurasi vs. Ball State	Nov. 30, 2001
12	Sue Bird vs. Fairfield	Nov. 9, 2001
12	Pam Webber vs. Louisiana Tech	Nov. 30, 1991
12	Jill Brumbaugh vs. St. John's	Jan. 7, 1988
11	Ketia Swanier at Notre Dame	Jan. 27, 2008
11	Sue Bird vs. Old Dominion	Mar. 25, 2002
11	S. Abrosimova vs. G. Washington	Nov. 29, 2000
11	Jennifer Rizzotti vs. Oregon St.	Nov. 25, 1995
11	Jennifer Rizzotti vs. Boston College	Feb. 16, 1994
11	Laura Lishness vs. Geo. Mason	Dec. 28, 1989
11	Jill Brumbaugh vs. Marist	Dec. 6, 1985
11	Lisa Fubio vs. American Univ.	Jan. 3, 1982
11	Susie Sturman vs. Cent. Conn.	Feb. 5, 1980
10	R. Montgomery vs. Providence	Feb. 2, 2008
10	Ketia Swanier vs. Cincinnati	Jan. 12, 2006
10	Diana Taurasi vs. West Virginia	March 2, 2004
10	Diana Taurasi vs. Providence	Feb. 25, 2004
10	Diana Taurasi vs. Seton Hall	Feb. 16, 2003
10	Sue Bird vs. Illinois	Dec. 10, 2000
10	S. Abrosimova vs. Boston College	Mar. 6, 2000
10	Sue Bird vs. Old Dominion	Nov. 26, 1999
10	Shea Ralph vs. Notre Dame	Mar. 2, 1999
10	Jennifer Rizzotti vs. No. Arizona	Nov. 24, 1995
10	Pam Webber vs. Fairfield	Dec. 1, 1992
10	Laura Lishness vs. Providence	Mar. 5, 1989
10	Laura Lishness vs. Boston College	Jan. 4, 1989
10	Jill Brumbaugh vs. Boston College	Feb. 23, 1987
10	Jill Brumbaugh vs. Lafayette	Dec. 29, 1987
10	Jill Brumbaugh vs. Holy Cross	Dec. 10, 1987
10	Tammi Sweet vs. Providence	Jan. 15, 1986
10	Sandy Gavin vs. West Virginia	Jan. 22, 1982
10	Sandy Gavin vs. Manhattan Univ.	Dec. 12, 1981
10	Sandy Gavin vs. Penn State	Dec. 1, 1981



**Nykesha Sales' 46 points vs. Stanford on Dec. 21, 1997 marks the highest single-game scoring effort in UConn history.**



**Diana Taurasi posted four 30-point games in her career.**



**Kelly Schumacher is tied for the all-time single-game high in blocks with nine.**

This is UConn... Pulitzer-prize winning journalist Les Payne graduated from UConn in 1964.



### MOST POINTS BY A SENIOR

Pts.	Player	Avg./Games	Year
1. 680	Kerry Bascom	20.0 ppg/34 g	1990-91
2. 628	Nykesha Sales	20.9 ppg/30 g	1997-98
3. 598	Rebecca Lobo	17.1 ppg/35 g	1994-95
4. 580	Swin Cash	14.9 ppg/39 g	2001-02
5. 579	Kara Wolters	17.0 ppg/34 g	1996-97
6. 568	Diana Taurasi	16.2 ppg/35 g	2003-04
7. 563	Sue Bird	14.4 ppg/39 g	2001-02
8. 547	Asjha Jones	14.0 ppg/39 g	2001-02
9. 519	Wendy Davis	15.3 ppg/34 g	1991-92
10. 515	Renee Najarian	18.4 ppg/28 g	1987-88
11. 504	Ann Strother	13.6 ppg/37 g	2005-06
12. 480	Laura Lishness	14.1 ppg/34 g	1990-91

### MOST POINTS BY A JUNIOR

Pts.	Player	Avg./Games	Year
1. 694	Kara Wolters	18.8 ppg/37 g	1995-96
3. 663	Diana Taurasi	17.9 ppg/37 g	2002-03
3. 635	Rebecca Lobo	19.2 ppg/33 g	1993-94
4. 615	Kerry Bascom	20.5 ppg/30 g	1989-90
5. 556	Nykesha Sales	16.4 ppg/34 g	1996-97
6. 537	R. Montgomery	14.1 ppg/38 g	2007-08
7. 529	Shea Ralph	14.3 ppg/37 g	1999-00
8. 496	S. Abrosimova	13.4 ppg/37 g	1999-00
9. 466	Chris Gedney	15.5 ppg/30 g	1980-81
10. 449	Charde Houston	12.5 ppg/36 g	2006-07
11. 446	Cathy Bochain	16.5 ppg/27 g	1981-82
12. 438	Jennifer Rizzotti	12.5 ppg/35 g	1994-95

### MOST POINTS BY A SOPHOMORE

Pts.	Player	Avg./Games	Year
1. 656	Kerry Bascom	22.6 ppg/29 g	1988-89
2. 596	Nykesha Sales	15.7 ppg/38 g	1995-96
3. 564	Diana Taurasi	14.5 ppg/39 g	2001-02
564	S. Abrosimova	16.6 ppg/34 g	1998-99
5. 540	Tina Charles	14.2 ppg/38 g	2007-08
6. 503	Shea Ralph	16.8 ppg/30 g	1998-99
503	Kara Wolters	15.2 ppg/33 g	1994-95
8. 484	Rebecca Lobo	16.7 ppg/29 g	1992-93
9. 479	R. Montgomery	13.3 ppg/36 g	2006-07
10. 478	Barbara Turner	13.7 ppg/35 g	2003-04
11. 430	Paige Sauer	11.9 ppg/36 g	1997-98
12. 405	Sue Bird	10.9 ppg/37 g	1999-00
13. 403	Jessica Moore	10.6 ppg/38 g	2002-03

### MOST POINTS BY A FRESHMAN

Pts.	Player	Avg./Games	Year
1. 678	Maya Moore	17.8 ppg/38 g	2007-08
2. 538	S. Abrosimova	14.5 ppg/37 g	1997-98
3. 456	Tina Charles	12.7 ppg/36 g	2006-07
4. 444	Tamika Williams	13.5 ppg/33 g	1998-99
5. 416	Rebecca Lobo	14.3 ppg/29 g	1991-92
6. 398	Nykesha Sales	11.4 ppg/35 g	1994-95
7. 384	Ann Strother	10.1 ppg/38 g	2002-03
8. 372	Carla Berube	11.3 ppg/33 g	1993-94
9. 365	Kara Wolters	11.1 ppg/33 g	1993-94
10. 361	Diana Taurasi	10.9 ppg/33 g	2000-01
11. 358	Jennifer Rizzotti	12.3 ppg/29 g	1992-93
358	Charde Houston	10.8 ppg/33 g	2004-05
13. 354	Shea Ralph	11.4 ppg/31 g	1996-97
14. 352	Kris Lamb	13.0 ppg/27 g	1986-87

### MOST REBOUNDS BY A SENIOR

Reb.	Player	Avg./Games	Year
1. 343	Rebecca Lobo	9.8 rpg/35 g	1994-95
2. 337	Peggy Walsh	12.5 rpg/27 g	1985-86
3. 336	Swin Cash	8.6 rpg/39 g	2001-02
4. 305	Renee Najarian	10.9 rpg/28 g	1987-88
5. 301	Jamelle Elliott	7.9 rpg/38 g	1995-96
6. 273	Kara Wolters	8.0 rpg/34 g	1996-97
7. 270	Barbara Turner	7.5 rpg/36 g	2005-06
8. 260	Kerry Bascom	7.6 rpg/34 g	1990-91
9. 257	Asjha Jones	6.6 rpg/39 g	2001-02
10. 240	Tamika Williams	6.9 rpg/35 g	2001-02
11. 220	Leigh Curl	8.1 rpg/27 g	1984-85

### MOST REBOUNDS BY A JUNIOR

Reb.	Player	Avg./Games	Year
1. 371	Rebecca Lobo	11.2 rpg/33 g	1993-94
2. 291	Kara Wolters	7.9 rpg/37 g	1995-96
3. 282	Jamelle Elliott	8.1 rpg/35 g	1994-95
4. 271	Kerry Bascom	9.0 rpg/30 g	1989-90
5. 263	Swin Cash	7.5 rpg/35 g	2000-01
6. 251	Charde Houston	7.0 rpg/36 g	2006-07
7. 247	Jessica Moore	7.1 rpg/35 g	2003-04
8. 239	Leigh Curl	8.2 rpg/29 g	1983-84
9. 229	S. Abrosimova	6.2 rpg/37 g	1999-00
10. 225	Diana Taurasi	6.1 rpg/37 g	2002-03
11. 209	Chris Gedney	7.0 rpg/30 g	1980-81
12. 203	Peggy Walsh	7.5 rpg/27 g	1984-85

### MOST REBOUNDS BY A SOPHOMORE

Reb.	Player	Avg./Games	Year
1. 351	Tina Charles	9.2 rpg/38 g	2007-08
2. 326	Rebecca Lobo	11.2 rpg/29 g	1992-93
3. 270	Kalana Greene	7.5 rpg/36 g	2006-07
4. 244	Jamelle Elliott	7.4 rpg/33 g	1993-94
5. 237	Kerry Bascom	8.2 rpg/29 g	1988-89
6. 226	S. Abrosimova	6.6 rpg/34 g	1998-99
7. 225	Jessica Moore	5.9 rpg/38 g	2002-03
8. 215	Paige Sauer	6.0 rpg/36 g	1997-98
9. 213	Peggy Walsh	7.3 rpg/29 g	1983-84
10. 204	Kara Wolters	6.2 rpg/33 g	1994-95
11. 198	Ashley Battle	5.4 rpg/37 g	2002-03
12. 196	Swin Cash	5.3 rpg/37 g	1999-00

### MOST REBOUNDS BY A FRESHMAN

Reb.	Player	Avg./Games	Year
1. 296	Tina Charles	8.2 rpg/36 g	2006-07
2. 290	Maya Moore	7.6 rpg/38 g	2007-08
3. 235	S. Abrosimova	5.4 rpg/37 g	1997-98
4. 228	Rebecca Lobo	7.9 rpg/29 g	1991-92
5. 227	Jamelle Elliott	7.8 rpg/32 g	1992-93
6. 226	Tamika Williams	6.8 rpg/33 g	1998-99
7. 220	Barbara Turner	5.8 rpg/38 g	2002-03
8. 209	Leigh Curl	7.7 rpg/27 g	1981-82
9. 184	Peggy Walsh	7.4 rpg/25 g	1982-83
10. 183	Ashley Battle	4.7 rpg/39 g	2001-02
11. 178	Charde Houston	5.4 rpg/33 g	2004-05
12. 173	Ann Strother	4.6 rpg/173	2002-03
13. 170	Asjha Jones	5.0 rpg/34 g	1998-99

### MOST ASSISTS BY A SENIOR

Ast.	Player	Avg./Games	Year
1. 231	Sue Bird	5.9 apg/39 g	2001-02
2. 222	Jennifer Rizzotti	5.8 apg/38 g	1995-96
3. 170	Diana Taurasi	4.9 apg/35 g	2003-04
4. 165	Jill Brumbaugh	5.9 apg/28 g	1987-88
5. 160	Laura Lishness	4.7 apg/34 g	1990-91
6. 153	Ketia Swanier	4.0 apg/38 g	2007-08
7. 151	Debbie Baer	4.4 apg/34 g	1991-92
8. 149	Rita Williams	4.0 apg/37 g	1997-98
9. 144	Pam Webber	4.1 apg/35 g	1994-95
10. 129	Rebecca Lobo	3.7 apg/35 g	1994-95
11. 123	Sandy Gavin	4.2 apg/29 g	1983-84
12. 122	Shea Ralph	4.1 apg/30 g	2000-01

### MOST ASSISTS BY A JUNIOR

Ast.	Player	Avg./Games	Year
1. 181	Shea Ralph	4.9 apg/37 g	1999-00
2. 169	Sue Bird	5.0 apg/34 g	2000-01
3. 161	Diana Taurasi	4.4 apg/37 g	2002-03
161	Jennifer Rizzotti	4.6 apg/35 g	1994-95
4. 154	S. Abrosimova	4.2 apg/37 g	1999-00
5. 153	Laura Lishness	4.9 apg/31 g	1989-90
6. 148	Pam Webber	4.5 apg/33 g	1993-94
7. 147	R. Montgomery	3.9 apg/38 g	2007-08
8. 146	Ketia Swanier	4.1 apg/36 g	2006-07
9. 135	Jill Brumbaugh	5.0 apg/27 g	1986-87
10. 130	Maria Conlon	4.6 apg/38 g	2002-03
11. 124	Amy Duran	3.2 apg/37 g	1997-98
12. 115	Carla Berube	3.0 apg/38 g	1995-96

### MOST ASSISTS BY A SOPHOMORE

Ast.	Player	Avg./Games	Year
1. 208	Diana Taurasi	5.3 apg/39 g	2001-02
2. 163	R. Montgomery	4.5 apg/36 g	2006-07
3. 160	Sue Bird	4.3 apg/37 g	1999-00
4. 150	Jennifer Rizzotti	4.5 apg/33 g	1993-94
5. 143	Laura Lishness	5.1 apg/28 g	1988-89
6. 131	Pam Webber	4.5 apg/29 g	1992-93
7. 127	S. Abrosimova	3.7 apg/34 g	1998-99
8. 120	Jill Brumbaugh	4.8 apg/25 g	1985-86
9. 113	Sandy Gavin	4.5 apg/25 g	1981-82
10. 105	Barbara Turner	3.0 apg/35 g	2003-04
11. 101	Nykesha Sales	2.7 apg/38 g	1995-96
12. 94	Shea Ralph	3.1 apg/30 g	1998-99

### MOST ASSISTS BY A FRESHMAN

Ast.	Player	Avg./Games	Year
1. 123	R. Montgomery	3.3 apg/37 g	2005-06
123	Pam Webber	3.6 apg/34 g	1991-92
3. 121	Jill Brumbaugh	4.5 apg/27 g	1984-85
4. 117	Ann Strother	3.1 apg/38 g	2002-03
5. 116	Maya Moore	3.1 apg/38 g	2007-08
6. 114	S. Abrosimova	3.2 apg/37 g	1997-98
7. 109	Diana Taurasi	3.3 apg/33 g	2000-01
8. 104	Jennifer Rizzotti	3.6 apg/29 g	1992-93
104	Lisa Fubio	3.9 apg/27 g	1981-82
10. 101	Carla Berube	3.3 apg/33 g	1993-94
11. 94	Kennitra Johnson	2.5 apg/37 g	1999-00
12. 85	Keirsten Walters	2.9 apg/29 g	1998-99
85	Debbie Baer	2.8 apg/30 g	1988-89

PREVIEW COACHES REVIEW THE HUSKIES RECORDS HONORS HISTORY FULL-TIME RESULTS UCONN



PREVIEW COACHES THE HUSKIES REVIEW RECORDS HONORS HISTORY ALL-TIME RESULTS UCONN

## MOST STEALS BY A SENIOR

	Stls	Player	Avg./Games	Year
1.	112	Jennifer Rizzotti	2.9 spg/38 g	1995-96
2.	108	Rita Williams	2.9 spg/37 g	1997-98
3.	98	Nykesha Sales	3.3 spg/30 g	1997-98
4.	96	Sue Bird	2.5 spg/39 g	2001-02
5.	86	Debbie Baer	2.5 spg/34 g	1991-92
6.	68	Ketia Swanier	1.8 spg/38 g	2007-08
7.	56	Jill Brumbaugh	2.0 spg/28 g	1987-88
8.	55	Swin Cash	1.4 spg/39 g	2001-02
9.	54	S.Abrosimova	2.8 spg/19 g	2000-01
	54	Tammi Sweet	2.0 spg/27 g	1986-87
	54	Kathy Cermola	1.9 spg/29 g	1983-84
12.	53	Diana Taurasi	1.5 spg/35 g	2003-04

## MOST STEALS BY A JUNIOR

	Steal	Player	Avg./Games	Year
1.	143	Nykesha Sales	4.2 spg/34 g	1996-97
2.	107	Rita Williams	3.1 spg/34 g	1996-97
3.	98	Jennifer Rizzotti	2.8 spg/35 g	1994-95
4.	95	Shea Ralph	2.6 spg/37 g	1999-00
5.	72	R. Montgomery	1.9 apg/38 g	2007-08
6.	70	Ketia Swanier	1.9 spg/36 g	2006-07
7.	68	Charde Houston	1.9 spg/36 g	2006-07
	68	Amy Duran	1.7 spg/37g	1997-98
9.	63	Sue Bird	1.9 spg/34 g	2000-01
10.	64	S. Abrosimova	1.7 spg/37 g	1999-00
11.	58	Kathy Cermola	2.1 spg/27 g	1982-83
12.	56	Ashley Battle	1.6 spg/35 g	2003-04
13.	53	Debbie Baer	1.6 spg/34 g	1990-91
14.	51	Leigh Curl	1.8 spg/29 g	1983-84

## MOST STEALS BY A SOPHOMORE

	Steal	Player	Avg./Games	Year
1.	104	Nykesha Sales	2.7 spg/38 g	1995-96
2.	91	S. Abrosimova	2.7 spg/34 g	1998-99
3.	80	Jennifer Rizzotti	2.4 spg/33 g	1993-94
4.	74	Cathy Bochain	2.5 spg/30 g	1980-81
5.	70	R. Montgomery	1.9 spg/36 g	2006-07
6.	69	Sue Bird	1.9 spg/37 g	1999-00
	69	Shea Ralph	2.3 spg/30 g	1998-99
8.	65	Ketia Swanier	1.8 spg/37 g	2005-06
9.	55	Ashley Battle	1.5 spg/37 g	2002-03
	55	Kennitra Johnson	1.6 spg/34 g	2000-01
11.	53	Mel Thomas	1.5 apg/35 g	2005-06
	53	Debbie Baer	2.0 spg/27 g	1989-90
	53	Jill Brumbaugh	2.1 spg/25 g	1985-86

## MOST STEALS BY A FRESHMAN

	Steal	Player	Avg./Games	Year
1.	102	Nykesha Sales	2.9 spg/35 g	1994-95
2.	90	S. Abrosimova	2.5 spg/37 g	1997-98
3.	83	Debbie Baer	2.8 spg/30 g	1988-89
4.	74	Kennitra Johnson	2.0 spg/37 g	1999-00
5.	70	Cathy Bochain	3.0 spg/23 g	1979-80
6.	63	Maya Moore	1.7/38 g	2007-08
	63	R. Montgomery	1.7 spg/37 g	2005-06
7.	61	Lisa Fubio	2.6 spg/27 g	1981-82
8.	60	Jennifer Rizzotti	1.8 spg/33 g	1992-93
9.	52	Keirsten Walters	1.8 spg/29 g	1998-99
10.	51	Pam Webber	1.5 spg/34 g	1991-92
	51	Charde Houston	1.5 spg/33 g	2004-05
12.	50	Tamika Williams	1.5 spg/33 g	1998-99

## MOST BLOCKS BY A SENIOR

	Bks	Player	Avg./Games	Year
1.	122	Rebecca Lobo	3.5 bpg/35 g	1994-95
2.	96	Kara Wolters	2.8 bpg/34 g	1996-97
3.	61	Asjha Jones	1.6 bpg/39 g	2001-02
4.	55	Swin Cash	1.4 bpg/39 g	2001-02
5.	48	Peggy Walsh	1.8 bpg/27 g	1985-86
6.	41	K. Schumacher	1.4 bpg/29g	2000-01
7.	35	Ann Strother	0.9 bpg/37 g	2005-06
8.	30	W. Crockett	0.8 bpg/37 g	2005-06
	30	Laura Lishness	0.9 bpg/34 g	1990-91
10.	27	Diana Taurasi	0.8 bpg/35 g	2003-04
11.	28	Barbara Turner	0.7 bpg/36 g	2005-06
12.	25	J. Weideman	0.9 bpg/27 g	1986-87

## MOST BLOCKS BY A JUNIOR

	Blk	Player	Avg./Games	Year
1.	131	Rebecca Lobo	4.0 bpg/33 g	1993-94
2.	105	Kara Wolters	2.8 bpg/37 g	1995-96
3.	65	K. Schumacher	1.8 bpg/37 g	1999-00
4.	46	Peggy Walsh	1.7 bpg/27 g	1984-85
5.	45	Diana Taurasi	1.2 bpg/37 g	2002-03
6.	39	Charde Houston	1.1 bpg/36 g	2006-07
7.	38	Asjha Jones	1.1 bpg/35 g	2000-01
8.	34	Swin Cash	1.0 bpg/35 g	2000-01
9.	32	Ann Strother	1.0 bpg/33 g	2004-05
10.	27	Laura Lishness	0.9 bpg/31 g	1989-90
	27	Jessica Moore	0.8 bpg/35 g	2003-04
12.	22	Barbara Turner	0.8 bpg/29 g	2004-05
13.	19	Brittany Hunter	0.8 bpg/25 g	2006-07

## MOST BLOCKS BY A SOPHOMORE

	Blk	Player	Avg./Games	Year
1.	97	Rebecca Lobo	3.3 bpg/29 g	1992-93
2.	94	Kara Wolters	2.8 bpg/33 g	1994-95
3.	68	Tina Charles	1.8 bpg/38 g	2007-08
4.	55	Paige Sauer	1.3 bpg/36 g	1997-98
5.	46	Diana Taurasi	1.2 bpg/39 g	2001-02
6.	38	Jessica Moore	1.0 bpg/39 g	2002-03
7.	37	K. Schumacher	1.2 bpg/31 g	1998-99
8.	30	Charde Houston	0.9 bpg/33 g	2005-06
9.	28	Peggy Walsh	1.0 bpg/29 g	1983-84
10.	27	Asjha Jones	0.7 bpg/37 g	1999-00
	27	Ann Strother	0.8 bpg/35 g	2003-04
12.	26	Swin Cash	0.7 bpg/37 g	1999-00
13.	23	Nicole Wolff	0.7 bpg/32 g	2004-05
14.	22	Kaili McLaren	0.6/35 g	2007-08
	22	W. Crockett	0.7 bpg/31 g	2004-05
15.	18	J. Weideman	0.7 bpg/27 g	1984-85

## MOST BLOCKS BY A FRESHMAN

	Blk	Player	Avg./Games	Year
1.	81	Tina Charles	2.3 bpg/36 g	2006-07
2.	75	Kara Wolters	2.3 bpg/33 g	1993-94
3.	59	Maya Moore	1.6 bpg/38 g	2007-08
4.	49	Charde Houston	1.5 bpg/33 g	2004-05
5.	46	Rebecca Lobo	1.8 bpg/25 g	1991-92
6.	40	Peggy Walsh	1.6 bpg/25 g	1982-83
7.	38	K. Schumacher	1.1 bpg/35 g	1997-98
8.	37	Jessica Moore	0.9 bpg/39 g	2001-02
9.	29	Diana Taurasi	0.9 bpg/33 g	2000-01
10.	26	Ann Strother	.68 bpg/38 g	2002-03
11.	25	Asjha Jones	0.7 bpg/34 g	1998-99
	25	Heidi Law	1.0 bpg/25 g	1990-91



**Maya Moore's 678 points in 2007-08 were the most-ever by a UConn freshman and the third-most in the program's history.**

## TEAM CAPTAINS

Year	Players
2007-08	Mel Thomas, Renee Montgomery
2006-07	Mel Thomas, Renee Montgomery
2005-06	Ann Strother, Barbara Turner
2004-05	Jessica Moore, Ann Strother
2003-04	Diana Taurasi, Jessica Moore
2002-03	Diana Taurasi
2001-02	Sue Bird, Swin Cash
2000-01	Svetlana Abrosimova, Shea Ralph
1999-00	Stacy Hansmeyer, Shea Ralph, Paige Sauer
1998-99	Amy Duran, Courtney Gaine
1997-98	Nykesha Sales, Rita Williams
1996-97	Carla Berube, Missy Rose, Kara Wolters
1995-96	Jamelle Elliott, Jennifer Rizzotti
1994-95	Rebecca Lobo, Pam Webber
1993-94	Tonya Boone, Colleen Healy
1992-93	Kathy Ferrier
1991-92	Wendy Davis, Meghan Pattyson
1990-91	Kerry Bascom, Laura Lishness
1989-90	Kathy Bantley, Kris Lamb
1988-89	Kris Lamb, Heidi Robbins
1987-88	Jill Brumbaugh, Renee Najarian, Lynne Reif
1986-87	Tammi Sweet, Jennifer Weideman
1985-86	Audrey Epstein, Dianne Poletti, Peggy Walsh
1984-85	Leigh Curl
1983-84	Leigh Curl, Sandy Gavin
1982-83	Cathy Bochain, Sandy Gavin
1981-82	Cathy Bochain, Sandy Gavin
1980-81	Game Captains
1979-80	Beth Vinson
1978-79	Karen Mullins, Beth Vinson
1977-78	Patricia Bresser, Karen Mullins
1976-77	Patricia Bresser, Rosemary Borsuk
1975-76	Meryl Davis, Susan Fellows, Linda Staveski
1974-75	Mary Kovacic, Karen Robbins

This is UConn... Allan Dehar Associates of New Haven was presented with an award from the Connecticut chapter of the Institute of Architects for their design of the Biology/Physics Building on the Storrs campus.



## POINTS

YEAR	NAME	PTS	AVG
2007-08	Maya Moore	678	17.8*
2006-07	Renee Montgomery	479	13.3*
2005-06	Ann Strother	504	13.6*
2004-05	Ann Strother	427	12.9*
2003-04	Diana Taurasi	568	16.2*
2002-03	Diana Taurasi	663	17.9*
2001-02	Swin Cash	580	14.9*
2000-01	Swin Cash	427	12.2
1999-00	Shea Ralph	529	14.3*
1998-99	Svetlana Abrosimova	564	16.6
1997-98	Nykesha Sales	628	20.9*
1996-97	Kara Wolters	579	17.0*
1995-96	Kara Wolters	#694	18.8*
1994-95	Rebecca Lobo	598	17.1*
1993-94	Rebecca Lobo	635	19.2*
1992-93	Rebecca Lobo	484	16.7*
1991-92	Wendy Davis	519	15.3*
1990-91	Kerry Bascom	680	20.0*
1989-90	Kerry Bascom	615	20.5*
1988-89	Kerry Bascom	656	22.6*
1987-88	Renee Najarian	515	18.4*
1986-87	Kris Lamb	352	13.0
1985-86	Peggy Walsh	452	16.7*
1984-85	Peggy Walsh	405	15.0*
1983-84	Leigh Curl	417	14.4*
1982-83	Cathy Bochain	397	14.7*
1981-82	Cathy Bochain	446	16.5*
1980-81	Chris Gedney	466	15.5*
1979-80	Chris Gedney	427	17.8*

\* led team in points per game

## ASSISTS

YEAR	NAME	AST	AVG
2007-08	Ketia Swanier	153	4.0
2006-07	Renee Montgomery	163	4.5
2005-06	Ann Strother	113	3.1
2004-05	Ann Strother	106	3.2
2003-04	Diana Taurasi	170	4.9
2002-03	Diana Taurasi	161	4.4
2001-02	Sue Bird	#231	5.9
2000-01	Sue Bird	169	5.0
1999-00	Shea Ralph	181	4.9
1998-99	Svetlana Abrosimova	127	3.7
1997-98	Rita Williams	149	4.0
1996-97	Rita Williams	113	3.3
1995-96	Jen Rizzotti	222	5.8
1994-95	Jen Rizzotti	161	4.6
1993-94	Jen Rizzotti	150	4.5
1992-93	Pam Webber	131	4.5
1991-92	Debbie Baer	151	4.4
1990-91	Laura Lishness	160	4.7
1989-90	Laura Lishness	153	4.9
1988-89	Laura Lishness	143	5.1
1987-88	Jill Brumbaugh	165	5.9
1986-87	Jill Brumbaugh	135	5.0
1985-86	Jill Brumbaugh	120	4.8
1984-85	Jill Brumbaugh	121	4.5
1983-84	Sandy Gavin	123	4.2
1982-83	Sandy Gavin	107	4.0
1981-82	Sandy Gavin	113	4.5
1980-81	Sandy Gavin	79	2.7
1979-80	Susan Sturman	105	4.6

## REBOUNDS

YEAR	NAME	REB	AVG
2007-08	Tina Charles	351	9.2*
2006-07	Tina Charles	296	8.2*
2005-06	Barbara Turner	270	7.5*
2004-05	Jessica Moore	208	6.3*
2003-04	Jessica Moore	247	7.1*
2002-03	Diana Taurasi	225	6.1
	Jessica Moore	225	5.9
2001-02	Swin Cash	336	8.6*
2000-01	Swin Cash	263	7.5*
1999-00	Svetlana Abrosimova	229	6.2*
1998-99	Svetlana Abrosimova	226	6.6
1997-98	Tamika Williams	226	6.8*
1996-97	Svetlana Abrosimova	235	6.4*
1995-96	Kara Wolters	273	8.0*
1994-95	Jamelle Elliott	301	7.9*
1993-94	Rebecca Lobo	343	9.8*
1992-93	Rebecca Lobo	#371	11.2*
1991-92	Rebecca Lobo	326	11.2*
1990-91	Kerry Bascom	228	7.9*
1989-90	Kerry Bascom	260	7.6*
1988-89	Kerry Bascom	271	9.0*
1987-88	Renee Najarian	237	8.2*
1986-87	Renee Najarian	305	10.9*
1985-86	Renee Najarian	189	9.0*
1984-85	Peggy Walsh	337	12.5*
1983-84	Leigh Curl	220	8.1
1982-83	Leigh Curl	239	8.2*
1981-82	Peggy Walsh	184	7.4
1980-81	Leigh Curl	209	7.7*
1979-80	Chris Gedney	209	7.0*
1979-80	Chris Gedney	147	8.8*

\* led team in rebounds per game

## 3-POINT FIELD GOAL PERCENTAGE

YEAR	NAME	3PT-3PTA	PCT
2007-08	Maya Moore	73-174	.420
2006-07	Mel Thomas	87-205	.424
2005-06	Mel Thomas	76-177	.429
2004-05	Ann Strother	85-218	.390
2003-04	Maria Conlon	58-141	.411
2002-03	Ann Strother	58-156	.372
2001-02	Diana Taurasi	92-209	.440
2000-01	Svetlana Abrosimova	26-58	.448
1999-00	Sue Bird	72-145	#.497
1998-99	Shea Ralph	31-75	.413
1997-98	Svetlana Abrosimova	34-80	.425
1996-97	Amy Duran	30-75	.400
1995-96	Jamelle Elliott	21-59	.356
1994-95	Nykesha Sales	35-81	.432
1993-94	Jen Rizzotti	54-126	.429
1992-93	Tonya Boone	26-56	.446
1991-92	Wendy Davis	107-234	.457
1990-91	Wendy Davis	85-195	.436
1989-90	Wendy Davis	74-173	.428
1988-89	Kerry Bascom	60-126	.476
1987-88	Kris Lamb	38-94	.404

Three-point shot began NCAA play in 1987-88

## FREE THROW PERCENTAGE

YEAR	NAME	FT-FTA	PCT
2007-08	R. Montgomery	115-145	.793
2006-07	Mel Thomas	51-56	.911
2005-06	Ann Strother	54-66	.818
2004-05	Ashley Battle	47-60	.783
2003-04	Ashley Battle	63-76	.829
2002-03	Diana Taurasi	119-146	.815
2001-02	Sue Bird	98-104	.942
2000-01	Diana Taurasi	36-41	.878
1999-00	Sue Bird	53-59	.898
1998-99	Amy Duran	21-24	.875
1997-98	Amy Duran	64-67	#.955
1996-97	Shea Ralph	115-138	.833
1995-96	Jamelle Elliott	69-86	.802
1994-95	Jamelle Elliott	106-129	.822
1993-94	Pam Webber	47-61	.770
1992-93	Jamelle Elliott	65-85	.765
1991-92	Wendy Davis	76-89	.854
1990-91	Wendy Davis	46-54	.852
1989-90	Kerry Bascom	125-154	.812
1988-89	Heidi Robbins	49-61	.803
1987-88	Jill Brumbaugh	44-57	.772
1986-87	Tammi Sweet	55-64	.859
1985-86	Tammi Sweet	47-60	.783
1984-85	Jill Brumbaugh	54-68	.794
1983-84	Evy Doerfler	62-74	.838
1982-83	Mary Ellen Langfield	62-75	.827
1981-82	Marlene Stager	54-69	.783
1980-81	Marlene Stager	52-59	.881
1979-80	Chris Gedney	60-78	.769



Maya Moore led the Huskies in scoring and 3-point percentage during her freshman season.



PREVIEW  
COACHES  
THE HUSKIES  
REVIEW  
RECORDS  
HONORS  
HISTORY  
ALL-TIME RESULTS  
UConn

## STEALS

YEAR	NAME	STL	AVG
2007-08	Ketia Swanier	68	1.8
2006-07	Renee Montgomery	70	1.9
	Ketia Swanier	70	1.9
2005-06	Ketia Swanier	65	1.8
2004-05	Charde Houston	51	1.5
2003-04	Ashley Battle	56	1.8
2002-03	Ashley Battle	55	1.5
2001-02	Sue Bird	96	2.5
2000-01	Sue Bird	63	1.9
1999-00	Shea Ralph	95	2.6
1998-99	Svetlana Abrosimova	91	2.7
1997-98	Rita Williams	108	2.9
1996-97	Nykesha Sales	143	4.2
1995-96	Jen Rizzotti	112	2.9
1994-95	Jen Rizzotti	102	2.9
1993-94	Jen Rizzotti	80	2.4
1992-93	Jen Rizzotti	60	2.1
1991-92	Debbie Baer	86	2.5
1990-91	Debbie Baer	53	1.6
1989-90	Debbie Baer	53	2.0
1988-89	Debbie Baer	83	2.8
1987-88	Jill Brumbaugh	56	2.0
1986-87	Tammi Sweet	54	2.0
1985-86	Jill Brumbaugh	53	2.1
1984-85	Jill Brumbaugh	38	1.4
1981-82	Lisa Fubio	61	2.3
1980-81	Cathy Bochain	74	2.5
1979-80	Cathy Bochain	70	2.9

## BLOCKS

YEAR	NAME	BKS	AVG
2007-08	Tina Charles	68	1.8
2006-07	Tina Charles	81	2.3
2005-06	Ann Strother	35	0.9
2004-05	Charde Houston	49	1.5
2003-04	Diana Taurasi	27	0.8
	Jessica Moore	27	0.8
	Ann Strother	27	0.8
2003-03	Diana Taurasi	45	1.2
2001-02	Asjha Jones	61	1.6
2000-01	Kelly Schumacher	41	1.4
1999-00	Kelly Schumacher	65	1.8
1998-99	Kelly Schumacher	37	1.2
1997-98	Paige Sauer	55	1.5
1996-97	Kara Wolters	96	2.8
1995-96	Kara Wolters	105	2.8
1994-95	Rebecca Lobo	122	3.5
1993-94	Rebecca Lobo	131	4.0
1992-93	Rebecca Lobo	97	3.3
1991-92	Rebecca Lobo	46	1.6
1990-91	Laura Lishness	30	0.9
1989-90	Laura Lishness	27	0.9
1988-89	Laura Lishness	15	0.5
1987-88	Renee Najarian	19	0.7
1986-87	Jennifer Weideman	25	0.9
1985-86	Peggy Walsh	48	1.8
1984-85	Peggy Walsh	46	1.7
1983-84	Peggy Walsh	28	1.0
1982-83	Peggy Walsh	40	1.6
1981-82	Lisa Fubio	15	0.6
1980-81	Mary Ellen Langfield	13	0.5

## FIELD GOAL PERCENTAGE

YEAR	NAME	FG-FGA	PCT
2007-08	Tina Charles	220-364	.604
2006-07	Tina Charles	190-322	.590
2005-06	Barbara Turner	170-312	.545
2004-05	Barbara Turner	126-241	.523
2003-04	Jessica Moore	141-228	.618
2002-03	Jessica Moore	167-275	.607
2001-02	Tamika Williams	140-199	.704
2000-01	Tamika Williams	132-174	#.759
1999-00	Tamika Williams	115-161	.714
1998-99	Tamika Williams	173-263	.658
1997-98	Nykesha Sales	244-426	.566
1996-97	Kara Wolters	251-403	.623
1995-96	Kara Wolters	306-486	.630
1994-95	Kara Wolters	222-354	.627
1993-94	Kara Wolters	168-267	.633
1992-93	Kathy Ferrier	129-241	.535
1991-92	Kathy Ferrier	70-114	.614
1990-91	Meghan Pattyson	119-226	.527
1989-90	Kathy Ferrier	82-146	.562
1988-89	Kerry Bascom	244-440	.555
1987-88	Renee Najarian	198-324	.611
1986-87	Jennifer Weideman	60-125	.480
1985-86	Peggy Walsh	173-309	.559
1984-85	Peggy Walsh	154-326	.472
	Leigh Curl	168-356	.472
1983-84	Peggy Walsh	134-273	.491
1982-83	Daphne Roper	66-138	.478
1981-82	Leigh Curl	131-272	.482
1980-81	Chris Gedney	197-425	.464
1979-80	Chris Gedney	130-306	.425



**Ketia Swanier led the team in steals in 2007-08.**



**Tina Charles' 68 blocks led UConn for the second straight season in 2007-08.**



**Tina Charles shot .604 from the field to pace the Huskies during her sophomore season.**

**This is UConn...** UConn basketball star Rebecca Lobo was a candidate for a Rhodes Scholarship and is currently a member of the UConn Board of Trustees.